

---

Prospectus

February 28, 2012

---

**Invesco Capital Development Fund** (ACDVX)

**Invesco Charter Fund** (CHTVX)

**Invesco Constellation Fund** (CSITX)

**Invesco Diversified Dividend Fund** (DDFIX)

**Invesco Summit Fund** (SMITX)

### **Institutional Classes**

**Invesco Capital Development Fund's investment objective is long-term growth of capital.**

**Invesco Charter Fund's investment objective is long-term growth of capital.**

**Invesco Constellation Fund's investment objective is long-term growth of capital.**

**Invesco Diversified Dividend Fund's investment objective is long-term growth of capital and, secondarily, current income.**

**Invesco Summit Fund's investment objective is long-term growth of capital.**

As with all other mutual fund securities, the Securities and Exchange Commission (SEC) has not approved or disapproved these securities or determined whether the information in this prospectus is adequate or accurate. Anyone who tells you otherwise is committing a crime.

An investment in the Funds:

- is not FDIC insured;
  - may lose value; and
  - is not guaranteed by a bank.
-

---

## Table of Contents

<b><u>Fund Summaries</u></b>	1
<a href="#">Invesco Capital Development Fund</a>	1
<a href="#">Invesco Charter Fund</a>	2
<a href="#">Invesco Constellation Fund</a>	4
<a href="#">Invesco Diversified Dividend Fund</a>	5
<a href="#">Invesco Summit Fund</a>	7
<b><u>Investment Objective(s), Strategies, Risks and Portfolio Holdings</u></b>	9
<a href="#">Invesco Capital Development Fund</a>	9
<a href="#">Invesco Charter Fund</a>	10
<a href="#">Invesco Constellation Fund</a>	11
<a href="#">Invesco Diversified Dividend Fund</a>	11
<a href="#">Invesco Summit Fund</a>	12
<b><u>Fund Management</u></b>	13
<a href="#">The Adviser(s)</a>	13
<a href="#">Adviser Compensation</a>	13
<a href="#">Portfolio Managers</a>	13
<b><u>Other Information</u></b>	14
<a href="#">Dividends and Distributions</a>	14
<b><u>Benchmark Descriptions</u></b>	14
<b><u>Financial Highlights</u></b>	16
<b><u>Hypothetical Investment and Expense Information</u></b>	21
<b><u>Shareholder Account Information</u></b>	A-1
<a href="#">Suitability for Investors</a>	A-1
<a href="#">Purchasing Shares</a>	A-1
<a href="#">Redeeming Shares</a>	A-2
<a href="#">Exchanging Shares</a>	A-2
<a href="#">Rights Reserved by the Funds</a>	A-2
<a href="#">Excessive Short-Term Trading Activity (Market Timing) Disclosures</a>	A-2
<a href="#">Pricing of Shares</a>	A-3
<a href="#">Taxes</a>	A-4
<a href="#">Payments to Financial Intermediaries</a>	A-6
<a href="#">Important Notice Regarding Delivery of Security Holder Documents</a>	A-7
<b><u>Obtaining Additional Information</u></b>	Back Cover

Invesco Equity Funds

---

## Fund Summaries

### INVESCO CAPITAL DEVELOPMENT FUND

#### Investment Objective(s)

The Fund's investment objective is long-term growth of capital.

#### Fees and Expenses of the Fund

This table describes the fees and expenses that you may pay if you buy and hold shares of the Fund.

##### Shareholder Fees (fees paid directly from your investment)

	Class:	Institutional
Maximum Sales Charge (Load) Imposed on Purchases (as a percentage of offering price)		None
Maximum Deferred Sales Charge (Load) (as a percentage of original purchase price or redemption proceeds, whichever is less)		None

##### Annual Fund Operating Expenses (expenses that you pay each year as a percentage of the value of your investment)

	Class:	Institutional
Management Fees		0.68%
Distribution and/or Service (12b-1) Fees		None
Other Expenses		0.17
Total Annual Fund Operating Expenses		0.85

**Example.** This Example is intended to help you compare the cost of investing in the Fund with the cost of investing in other mutual funds.

The Example assumes that you invest \$10,000 in the Fund for the time periods indicated and then redeem all of your shares at the end of those periods. The Example also assumes that your investment has a 5% return each year and that the Fund's operating expenses remain the same.

Although your actual costs may be higher or lower, based on these assumptions, your costs would be:

	1 Year	3 Years	5 Years	10 Years
Institutional Class	\$87	\$271	\$471	\$1,049

**Portfolio Turnover.** The Fund pays transaction costs, such as commissions, when it buys and sells securities (or "turns over" its portfolio). A higher portfolio turnover rate may indicate higher transaction costs and may result in higher taxes when Fund shares are held in a taxable account. These costs, which are not reflected in annual Fund operating expenses or in the example, affect the Fund's performance. During the most recent fiscal year, the Fund's portfolio turnover rate was 127% of the average value of its portfolio.

#### Principal Investment Strategies of the Fund

The Fund invests primarily in equity securities of mid-capitalization issuers.

The Fund may invest up to 25% of its total assets in foreign securities.

The Adviser uses a bottom-up stock selection process designed to seek returns in excess of the benchmark as well as a disciplined portfolio construction process designed to manage risk. To narrow the investment universe, the Adviser uses a holistic approach that emphasizes fundamental research and, to a lesser extent, includes quantitative analysis. The Adviser then closely examines company fundamentals, including detailed modeling of all of a company's financial statements and discussions with company management teams, suppliers, distributors, competitors, and customers. The Adviser uses a variety of valuation techniques based on the company in question, the industry in which the company operates, the stage of the business cycle, and other factors that best reflect a company's value. The Adviser seeks to invest in companies with solid management teams, sound business models, strong financial health, attractive growth outlooks, and compelling valuations levels.

The Adviser considers whether to sell a particular security when a company hits the price target, a company's fundamentals deteriorate, or the catalysts for growth are no longer present or reflected in the stock price.

In attempting to meet its investment objective, the Fund engages in active and frequent trading of portfolio securities.

#### Principal Risks of Investing in the Fund

As with any mutual fund investment, loss of money is a risk of investing. An investment in the Fund is not a deposit in a bank and is not insured or guaranteed by the Federal Deposit Insurance Corporation or any other governmental agency. The risks associated with an investment in the Fund can increase during times of significant market volatility. The principal risks of investing in the Fund are:

**Active Trading Risk.** The Fund engages in frequent trading of portfolio securities. Active trading results in added expenses and may result in a lower return and increased tax liability.

**Foreign Securities Risk.** The Fund's foreign investments may be affected by changes in a foreign country's exchange rates, political and social instability, changes in economic or taxation policies, difficulties when enforcing obligations, decreased liquidity, and increased volatility. Foreign companies may be subject to less regulation resulting in less publicly available information about the companies.

**Growth Investing Risk.** Growth stocks tend to be more expensive relative to their earnings or assets compared with other types of stock. As a result they tend to be more sensitive to changes in their earnings and can be more volatile.

**Management Risk.** The investment techniques and risk analysis used by the Fund's portfolio managers may not produce the desired results.

**Market Risk.** The prices of and the income generated by the Fund's securities may decline in response to, among other things, investor sentiment, general economic and market conditions, regional or global instability, and currency and interest rate fluctuations.

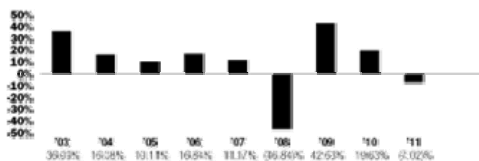
**Small- and Mid-Capitalization Risks.** Stocks of small and mid sized companies tend to be more vulnerable to adverse developments and may have little or no operating history or track record of success, and limited product lines, markets, management and financial resources. The securities of small and mid sized companies may be more volatile due to less market interest and less publicly available information about the issuer. They also may be illiquid or restricted as to resale, or may trade less frequently and in smaller volumes, all of which may cause difficulty when establishing or closing a position at a desirable price.

**Performance Information**

The bar chart and performance table provide an indication of the risks of investing in the Fund. The bar chart shows changes in the performance of the Fund from year to year as of December 31. The performance table compares the Fund's performance to that of a broad-based securities market benchmark, a style specific benchmark and a peer group benchmark with investment objectives and strategies similar to the Fund. The Fund's past performance (before and after taxes) is not necessarily an indication of its future performance. Updated performance information is available on the Fund's Web site at [www.invesco.com/us](http://www.invesco.com/us).

1 Invesco Equity Funds

---

**Annual Total Returns**

Best Quarter (ended September 30, 2009): 19.84%  
Worst Quarter (ended December 31, 2008): -28.06%

**Average Annual Total Returns** (for the periods ended December 31, 2011)

	1 Year	5 Years	Since Inception
Institutional Class shares: Inception (3/15/2002)			
Return Before Taxes	-7.02%	-1.28%	3.80%
Return After Taxes on Distributions	-7.02	-1.63	3.04
Return After Taxes on Distributions and Sale of Fund Shares	-4.56	-1.10	3.18
S&P 500® Index (reflects no deductions for fees, expenses or taxes) (from 02/28/2002)	2.09	-0.25	-4.28
Russell Midcap® Growth Index (reflects no deductions for fees, expenses or taxes) (from 02/28/2002)	-1.65	2.44	-8.72
Lipper Mid-Cap Growth Funds Index (from 02/28/2002)	-5.30	2.89	-12.28

After-tax returns are calculated using the historical highest individual federal marginal income tax rates and do not reflect the impact of state and local taxes. Actual after-tax returns depend on an investor's tax situation and may differ from those shown, and after-tax returns shown are not relevant to investors who hold their Fund shares through tax-deferred arrangement, such as 401(k) plans or individual retirement accounts.

**Management of the Fund**

Investment Adviser: Invesco Advisers, Inc.

Portfolio Manager	Title	Length of Service on the Fund
James Leach	Portfolio Manager	2011

**Purchase and Sale of Fund Shares**

You may purchase, redeem or exchange shares of the Fund on any business day through your financial adviser or by telephone at 800-659-1005.

The minimum investments for Institutional Class shares for fund accounts are as follows:

Type of Account	Initial Investment Per Fund	Additional Investments Per Fund
Defined Contribution Plan (for which sponsor has \$100 million in combined defined contribution and defined benefit assets)	\$0	\$0
Defined Contribution Plan (for which a sponsor has less than \$100 million in combined defined contribution and defined benefit assets)	\$10 Million	\$0
Banks, trust companies and certain other financial intermediaries	\$10 Million	\$0
Financial intermediaries and other corporations acting for their own accounts	\$1 Million	\$0
Foundations or Endowments	\$1 Million	\$0
Other institutional investors	\$1 Million	\$0
Defined Benefit Plan	\$0	\$0
Pooled investment vehicles (e.g., Funds of Funds)	\$0	\$0

**Tax Information**

The Fund's distributions generally are taxable to you as ordinary income, capital gains, or some combination of both, unless you are investing through a tax-deferred arrangement, such as a 401(k) plan or individual retirement account.

**Payments to Broker-Dealers and Other Financial Intermediaries**

If you purchase the Fund through a broker-dealer or other financial intermediary (such as a bank), the Fund and the Fund's distributor or its related companies may pay the intermediary for the sale of Fund shares and related services. These payments may create a conflict of interest by influencing the broker-dealer or other intermediary and your salesperson or financial adviser to recommend the Fund over another investment. Ask your salesperson or financial adviser or visit your financial intermediary's Web site for more information.

**INVESCO CHARTER FUND****Investment Objective(s)**

The Fund's investment objective is long-term growth of capital.

**Fees and Expenses of the Fund**

This table describes the fees and expenses that you may pay if you buy and hold shares of the Fund.

**Shareholder Fees** (fees paid directly from your investment)

	Class:	Institutional
Maximum Sales Charge (Load) Imposed on Purchases (as a percentage of offering price)		None
Maximum Deferred Sales Charge (Load) (as a percentage of original purchase price or redemption proceeds, whichever is less)		None

**Annual Fund Operating Expenses** (expenses that you pay each year as a percentage of the value of your investment)

	Class:	Institutional
Management Fees <sup>1</sup>		0.61%
Distribution and/or Service (12b-1) Fees		None
Other Expenses		0.14
Total Annual Fund Operating Expenses		0.75

<sup>1</sup> Effective May 23, 2011, the Board of Trustees approved a reduced contractual advisory fee schedule for the Fund. Pursuant to the new fee schedule, the Fund's maximum annual advisory fee rate ranges from 0.695% (for average net assets up to \$250 million) to 0.52% (for average net assets over \$10 billion). Management Fees have been restated to reflect the new fee schedule.

**Example.** This Example is intended to help you compare the cost of investing in the Fund with the cost of investing in other mutual funds.

The Example assumes that you invest \$10,000 in the Fund for the time periods indicated and then redeem all of your shares at the end of those periods. The Example also assumes that your investment has a 5% return each year and that the Fund's operating expenses remain the same.

Although your actual costs may be higher or lower, based on these assumptions, your costs would be:

	1 Year	3 Years	5 Years	10 Years
Institutional Class	\$77	\$240	\$417	\$930

**Portfolio Turnover.** The Fund pays transaction costs, such as commissions, when it buys and sells securities (or "turns over" its portfolio). A higher portfolio turnover rate may indicate higher transaction costs and may result in higher taxes when Fund shares are held in a taxable account. These costs, which are not reflected in annual Fund operating expenses or in the example, affect the Fund's performance. During the

2 Invesco Equity Funds

---

most recent fiscal year, the Fund's portfolio turnover rate was 40% of the average value of its portfolio.

**Principal Investment Strategies of the Fund**

The portfolio management team seeks to construct a portfolio of issuers that have high or improving return on invested capital (ROIC), quality management, a strong competitive position and which are trading at compelling valuations. The Fund invests primarily in equity securities.

The Fund may invest up to 25% of its total assets in foreign securities, which includes debt and equity securities.

The Fund can invest in derivatives, including index futures and forward foreign currency contracts.

Index futures can be used to gain exposure to the broad market by equitizing cash and as a hedge against downside risk. A stock index futures contract is an exchange-traded contract that provides for the delivery, at a designated date, time and place, of an amount of cash equal to a specified dollar amount multiplied by the difference between the stock index value at the close of trading on the date specified in the contract and the price agreed upon in the futures contract; no physical delivery of stocks comprising the index is made.

The Fund can utilize forward foreign currency contracts to mitigate the risk of foreign currency exposure. A forward foreign currency contract is an agreement between parties to exchange a specified amount of currency at a specified future time at a specified rate. Forward foreign currency contracts are used to protect against uncertainty in the level of future currency exchange rates or to gain or modify exposure to a particular currency. The Fund can use these contracts to hedge against adverse movements in the foreign currencies in which portfolio securities are denominated.

In selecting securities for the Fund, the portfolio managers conduct fundamental research of issuers to gain a thorough understanding of their business prospects, appreciation potential and return on invested capital. The process they use to identify potential investments for the Fund includes three phases: financial analysis, business analysis and valuation analysis. The portfolio managers will generally invest in an issuer when they have determined it potentially has high or improving ROIC, quality management, a strong competitive position and is trading at an attractive valuation.

The portfolio managers consider selling a security when it exceeds the target price, has not shown a demonstrable improvement in fundamentals or a more compelling investment opportunity exists.

**Principal Risks of Investing in the Fund**

As with any mutual fund investment, loss of money is a risk of investing. An investment in the Fund is not a deposit in a bank and is not insured or guaranteed by the Federal Deposit Insurance Corporation or any other governmental agency. The risks associated with an investment in the Fund can increase during times of significant market volatility. The principal risks of investing in the Fund are:

*Cash/Cash Equivalents Risk.* Holding cash or cash equivalents may negatively affect performance.

*Derivatives Risk.* The performance of derivative instruments is tied to the performance of an underlying currency, security, index or other instrument. In addition to risks relating to their underlying instruments, the use of derivatives may include other, possibly greater, risks. Derivatives involve costs, may be volatile, and may involve a small initial investment relative to the risk assumed. Risks associated with the use of derivatives may include counterparty, leverage, correlation, liquidity, tax, market, interest rate and management risks. Derivatives may also be more difficult to purchase, sell or value than other investments. The Fund may lose more than the cash amount invested on investments in derivatives. Investors should bear in mind that, while the Fund intends to use derivative strategies, it is not obligated to actively engage in these transactions, generally or in any particular kind of derivative, if the investment manager elects not to do so due to availability, cost, market conditions or other factors.

*Foreign Securities Risk.* The Fund's foreign investments may be affected by changes in a foreign country's exchange rates, political and social instability, changes in economic or taxation policies, difficulties when enforcing obligations, decreased liquidity, and increased volatility. Foreign companies may be subject to less regulation resulting in less publicly available information about the companies.

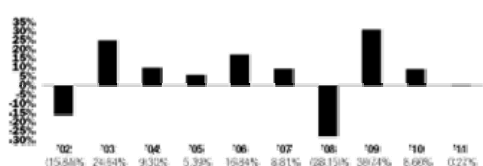
*Management Risk.* The investment techniques and risk analysis used by the Fund's portfolio managers may not produce the desired results.

*Market Risk.* The prices of and the income generated by the Fund's securities may decline in response to, among other things, investor sentiment, general economic and market conditions, regional or global instability, and currency and interest rate fluctuations.

**Performance Information**

The bar chart and performance table provide an indication of the risks of investing in the Fund. The bar chart shows changes in the performance of the Fund from year to year as of December 31. The performance table compares the Fund's performance to that of a broad-based securities market benchmark, a style specific benchmark and a peer group benchmark with investment objectives and strategies similar to the Fund. The Fund's past performance (before and after taxes) is not necessarily an indication of its future performance. Updated performance information is available on the Fund's Web site at [www.invesco.com/us](http://www.invesco.com/us).

**Annual Total Returns**



Best Quarter (ended June 30, 2009): 16.62%  
 Worst Quarter (ended December 31, 2008): -19.41%

**Average Annual Total Returns** (for the periods ended December 31, 2011)

	1 Year	5 Years	10 Years
Institutional Class shares: Inception (7/30/1991)			
Return Before Taxes	0.27%	2.16%	4.63%
Return After Taxes on Distributions	0.13	1.97	4.45
Return After Taxes on Distributions and Sale of Fund Shares	0.36	1.83	4.01
S&P 500® Index (reflects no deductions for fees, expenses or taxes)	2.09	-0.25	2.92
Russell 1000® Index (reflects no deductions for fees, expenses or taxes)	1.50	-0.02	3.34
Lipper Large-Cap Core Funds Index	0.09	-0.60	2.16

After-tax returns are calculated using the historical highest individual federal marginal income tax rates and do not reflect the impact of state and local taxes. Actual after-tax returns depend on an investor's tax situation and may differ from those shown, and after-tax returns shown are not relevant to investors who hold their Fund shares through tax-deferred arrangement, such as 401(k) plans or individual retirement accounts.

**Management of the Fund**

Investment Adviser: Invesco Advisers, Inc.

<b>Portfolio Managers</b>	<b>Title</b>	<b>Length of Service on the Fund</b>
Ronald Sloan	Portfolio Manager (lead)	2002
Tyler Dann II	Portfolio Manager	2007
Brian Nelson	Portfolio Manager	2007

3 Invesco Equity Funds

---

**Purchase and Sale of Fund Shares**

You may purchase, redeem or exchange shares of the Fund on any business day through your financial adviser or by telephone at 800-659-1005.

The minimum investments for Institutional Class shares for fund accounts are as follows:

Type of Account	Initial Investment Per Fund	Additional Investments Per Fund
Defined Contribution Plan (for which sponsor has \$100 million in combined defined contribution and defined benefit assets)	\$0	\$0
Defined Contribution Plan (for which a sponsor has less than \$100 million in combined defined contribution and defined benefit assets)	\$10 Million	\$0
Banks, trust companies and certain other financial intermediaries	\$10 Million	\$0
Financial intermediaries and other corporations acting for their own accounts	\$1 Million	\$0
Foundations or Endowments	\$1 Million	\$0
Other institutional investors	\$1 Million	\$0
Defined Benefit Plan	\$0	\$0
Pooled investment vehicles (e.g., Funds of Funds)	\$0	\$0

**Tax Information**

The Fund's distributions generally are taxable to you as ordinary income, capital gains, or some combination of both, unless you are investing through a tax-deferred arrangement, such as a 401(k) plan or individual retirement account.

**Payments to Broker-Dealers and Other Financial Intermediaries**

If you purchase the Fund through a broker-dealer or other financial intermediary (such as a bank), the Fund and the Fund's distributor or its related companies may pay the intermediary for the sale of Fund shares and related services. These payments may create a conflict of interest by influencing the broker-dealer or other intermediary and your salesperson or financial adviser to recommend the Fund over another investment. Ask your salesperson or financial adviser or visit your financial intermediary's Web site for more information.

**INVESCO CONSTELLATION FUND****Investment Objective(s)**

The Fund's investment objective is long-term growth of capital.

**Fees and Expenses of the Fund**

This table describes the fees and expenses that you may pay if you buy and hold shares of the Fund.

**Shareholder Fees** (fees paid directly from your investment)

	Class:	Institutional
Maximum Sales Charge (Load) Imposed on Purchases (as a percentage of offering price)		None
Maximum Deferred Sales Charge (Load) (as a percentage of original purchase price or redemption proceeds, whichever is less)		None

**Annual Fund Operating Expenses** (expenses that you pay each year as a percentage of the value of your investment)

	Class:	Institutional
Management Fees		0.63%
Distribution and/or Service (12b-1) Fees		None
Other Expenses		0.12
Total Annual Fund Operating Expenses <sup>1</sup>		0.75

<sup>1</sup> Through December 31, 2012, Invesco Advisers, Inc. (Invesco or the Adviser) has contractually agreed to waive a portion of its advisory fees to the extent necessary so that the advisory fees payable by the Fund do not exceed a specified maximum annual advisory fee rate, wherein the fee rate includes breakpoints and is based upon net asset levels. The Fund's maximum annual advisory fee rate ranges from 0.695% (for average net assets up to \$250 million) to 0.52% (for average net assets over \$10 billion). This fee waiver will terminate on December 31, 2012.

**Example.** This Example is intended to help you compare the cost of investing in the Fund with the cost of investing in other mutual funds.

The Example assumes that you invest \$10,000 in the Fund for the time periods indicated and then redeem all of your shares at the end of those periods. The Example also assumes that your investment has a 5% return each year and that the Fund's operating expenses remain the same.

Although your actual costs may be higher or lower, based on these assumptions, your costs would be:

	1 Year	3 Years	5 Years	10 Years
Institutional Class	\$77	\$240	\$417	\$930

**Portfolio Turnover.** The Fund pays transaction costs, such as commissions, when it buys and sells securities (or "turns over" its portfolio). A higher portfolio turnover rate may indicate higher transaction costs and may result in higher taxes when Fund shares are held in a taxable account. These costs, which are not reflected in annual Fund operating expenses or in the example, affect the Fund's performance. During the most recent fiscal year, the Fund's portfolio turnover rate was 126% of the average value of its portfolio.

**Principal Investment Strategies of the Fund**

The Fund invests primarily in equity securities of issuers of all market capitalizations.

The Fund may invest up to 25% of its total assets in foreign securities.

The Adviser uses a bottom-up stock selection process designed to seek returns in excess of the benchmark as well as a disciplined portfolio construction process designed to manage risk. To narrow the investment universe, the Adviser uses a holistic approach that emphasizes fundamental research and, to a lesser extent, includes quantitative analysis. The Adviser then closely examines company fundamentals, including detailed modeling of all of a company's financial statements and discussions with company management teams, suppliers, distributors, competitors, and customers. The Adviser uses a variety of valuation techniques based on the company in question, the industry in which the company operates, the stage of the business cycle, and other factors that best reflect a company's value. The Adviser seeks to invest in companies with strong or improving fundamentals, attractive valuation relative to growth prospects, and earning expectations that appear fair to conservative.

The Adviser considers whether to sell a particular security when a company hits the price target, a company's fundamentals deteriorate, or the catalysts for growth are no longer present or reflected in the stock price.

In attempting to meet its investment objective, the Fund engages in active and frequent trading of portfolio securities.

**Principal Risks of Investing in the Fund**

As with any mutual fund investment, loss of money is a risk of investing. An investment in the Fund is not a deposit in a bank and is not insured or

guaranteed by the Federal Deposit Insurance Corporation or any other

4 Invesco Equity Funds

---

governmental agency. The risks associated with an investment in the Fund can increase during times of significant market volatility. The principal risks of investing in the Fund are:

**Active Trading Risk.** The Fund engages in frequent trading of portfolio securities. Active trading results in added expenses and may result in a lower return and increased tax liability.

**Foreign Securities Risk.** The Fund's foreign investments may be affected by changes in a foreign country's exchange rates, political and social instability, changes in economic or taxation policies, difficulties when enforcing obligations, decreased liquidity, and increased volatility. Foreign companies may be subject to less regulation resulting in less publicly available information about the companies.

**Growth Investing Risk.** Growth stocks tend to be more expensive relative to their earnings or assets compared with other types of stock. As a result they tend to be more sensitive to changes in their earnings and can be more volatile.

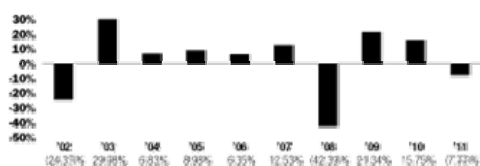
**Management Risk.** The investment techniques and risk analysis used by the Fund's portfolio managers may not produce the desired results.

**Market Risk.** The prices of and the income generated by the Fund's securities may decline in response to, among other things, investor sentiment, general economic and market conditions, regional or global instability, and currency and interest rate fluctuations.

**Performance Information**

The bar chart and performance table provide an indication of the risks of investing in the Fund. The bar chart shows changes in the performance of the Fund from year to year as of December 31. The performance table compares the Fund's performance to that of a broad-based securities market benchmark, a style specific benchmark and a peer group benchmark with investment objectives and strategies similar to the Fund. The Fund's past performance (before and after taxes) is not necessarily an indication of its future performance. Updated performance information is available on the Fund's Web site at [www.invesco.com/us](http://www.invesco.com/us).

**Annual Total Returns**



Best Quarter (ended June 30, 2003): 13.60%  
 Worst Quarter (ended December 31, 2008): -21.67%

**Average Annual Total Returns** (for the periods ended December 31, 2011)

	1 Year	5 Years	10 Years
Institutional Class shares: Inception (4/8/1992)			
Return Before Taxes	-7.77%	-3.43%	0.22%
Return After Taxes on Distributions	-7.77	-3.46	0.20
Return After Taxes on Distributions and Sale of Fund Shares	-5.05	-2.89	0.18
S&P 500® Index (reflects no deductions for fees, expenses or taxes)	2.09	-0.25	2.92
Russell 1000® Growth Index (reflects no deductions for fees, expenses or taxes)	2.64	2.50	2.60
Lipper Multi-Cap Growth Funds Index	-4.02	0.87	2.78

After-tax returns are calculated using the historical highest individual federal marginal income tax rates and do not reflect the impact of state and local taxes. Actual after-tax returns depend on an investor's tax situation and may differ from those shown, and after-tax returns shown are not relevant to investors who hold their Fund shares through tax-deferred arrangement, such as 401(k) plans or individual retirement accounts.

**Management of the Fund**

Investment Adviser: Invesco Advisers, Inc.

Portfolio Managers	Title	Length of Service on the Fund
Erik Voss	Portfolio Manager (lead)	2011
Ido Cohen	Portfolio Manager	2011

**Purchase and Sale of Fund Shares**

You may purchase, redeem or exchange shares of the Fund on any business day through your financial adviser or by telephone at 800-659-1005.

The minimum investments for Institutional Class shares for fund accounts are as follows:

Type of Account	Initial Investment Per Fund	Additional Investments Per Fund
Defined Contribution Plan (for which sponsor has \$100 million in combined defined contribution and defined benefit assets)	\$0	\$0
Defined Contribution Plan (for which a sponsor has less than \$100 million in combined defined contribution and defined benefit assets)	\$10 Million	\$0
Banks, trust companies and certain other financial intermediaries	\$10 Million	\$0
Financial intermediaries and other corporations acting for their own accounts	\$1 Million	\$0
Foundations or Endowments	\$1 Million	\$0
Other institutional investors	\$1 Million	\$0
Defined Benefit Plan	\$0	\$0
Pooled investment vehicles (e.g., Funds of Funds)	\$0	\$0

**Tax Information**

The Fund's distributions generally are taxable to you as ordinary income, capital gains, or some combination of both, unless you are investing through a tax-deferred arrangement, such as a 401(k) plan or individual retirement account.

**Payments to Broker-Dealers and Other Financial Intermediaries**

If you purchase the Fund through a broker-dealer or other financial intermediary (such as a bank), the Fund and the Fund's distributor or its related companies may pay the intermediary for the sale of Fund shares and related services. These payments may create a conflict of interest by influencing the broker-dealer or other intermediary and your salesperson or financial adviser to recommend the Fund over another investment. Ask your salesperson or financial adviser or visit your financial intermediary's Web site for more information.

**INVESCO DIVERSIFIED DIVIDEND FUND**

**Investment Objective(s)**

The Fund's investment objective is long-term growth of capital and, secondarily, current income.

**Fees and Expenses of the Fund**

This table describes the fees and expenses that you may pay if you buy and hold shares of the Fund.

5 Invesco Equity Funds

---

**Shareholder Fees** (fees paid directly from your investment)

	Class:	Institutional
Maximum Sales Charge (Load) Imposed on Purchases (as a percentage of offering price)		None
Maximum Deferred Sales Charge (Load) (as a percentage of original purchase price or redemption proceeds, whichever is less)		None

**Annual Fund Operating Expenses** (expenses that you pay each year as a percentage of the value of your investment)

	Class:	Institutional
Management Fees		0.51%
Distribution and/or Service (12b-1) Fees		None
Other Expenses		0.08
Total Annual Fund Operating Expenses		0.59

**Example.** This Example is intended to help you compare the cost of investing in the Fund with the cost of investing in other mutual funds.

The Example assumes that you invest \$10,000 in the Fund for the time periods indicated and then redeem all of your shares at the end of those periods. The Example also assumes that your investment has a 5% return each year and that the Fund's operating expenses remain the same.

Although your actual costs may be higher or lower, based on these assumptions, your costs would be:

	1 Year	3 Years	5 Years	10 Years
Institutional Class	\$60	\$189	\$329	\$738

**Portfolio Turnover.** The Fund pays transaction costs, such as commissions, when it buys and sells securities (or "turns over" its portfolio). A higher portfolio turnover rate may indicate higher transaction costs and may result in higher taxes when Fund shares are held in a taxable account. These costs, which are not reflected in annual Fund operating expenses or in the example, affect the Fund's performance. During the most recent fiscal year, the Fund's portfolio turnover rate was 20% of the average value of its portfolio.

**Principal Investment Strategies of the Fund**

The Fund invests primarily in dividend-paying equity securities.

The Fund may invest up to 20% of its total assets in investment-grade debt securities of U.S. issuers. The Fund may also invest up to 25% of its total assets in foreign securities.

In selecting investments, the portfolio managers seek to identify dividend-paying issuers with strong profitability, solid balance sheets and capital allocation policies that support sustained or increasing dividends and share repurchases. Through fundamental research, financial statement analysis and the use of several valuation techniques, the management team estimates a target price for each security over a 2-3 year investment horizon. The portfolio managers manage risk utilizing a valuation framework, careful stock selection and a rigorous buy-and-sell discipline and incorporate an assessment of the potential reward relative to the downside risk to determine a fair valuation over the investment horizon. When evaluating cyclical businesses, the management team seeks companies that have normalized earnings power greater than that implied by their current market valuation and that return capital to shareholders via dividends and share repurchases. The portfolio managers then construct a portfolio they believe provides the best total return profile, which is created by seeking a combination of price appreciation potential, dividend income and capital preservation.

The portfolio managers maintain a rigorous sell discipline and consider selling or trimming a stock when it no longer materially meets our investment criteria, including when (1) a stock reaches its fair valuation (target price); (2) a company's fundamental business prospects deteriorate; or (3) a more attractive investment opportunity presents itself.

**Principal Risks of Investing in the Fund**

As with any mutual fund investment, loss of money is a risk of investing. An investment in the Fund is not a deposit in a bank and is not insured or guaranteed by the Federal Deposit Insurance Corporation or any other governmental agency. The risks associated with an investment in the Fund can increase during times of significant market volatility. The principal risks of investing in the Fund are:

**Call Risk.** If interest rates fall, it is possible that issuers of debt securities with high interest rates will prepay or call their securities before their maturity dates. In this event, the proceeds from the called securities would likely be reinvested by the Fund in securities bearing the new, lower interest rates, resulting in a possible decline in the Fund's income and distributions to shareholders.

**Credit Risk.** The issuer of instruments in which the Fund invests may be unable to meet interest and/or principal payments, thereby causing its instruments to decrease in value and lowering the issuer's credit rating.

**Currency/Exchange Rate Risk.** The dollar value of the Fund's foreign investments will be affected by changes in the exchange rates between the dollar and the currencies in which those investments are traded.

**Foreign Securities Risk.** The Fund's foreign investments may be affected by changes in a foreign country's exchange rates, political and social instability, changes in economic or taxation policies, difficulties when enforcing obligations, decreased liquidity, and increased volatility. Foreign companies may be subject to less regulation resulting in less publicly available information about the companies.

**Interest Rate Risk.** Interest rate risk refers to the risk that bond prices generally fall as interest rates rise; conversely, bond prices generally rise as interest rates fall. Specific bonds differ in their sensitivity to changes in interest rates depending on their individual characteristics, including duration.

**Large Investor Risk.** The Fund may accept investments from funds of funds, as well as from similar investment vehicles, such as 529 Plans. From time to time, the Fund may experience large investments or redemptions due to allocations or rebalancings by these funds of funds and/or similar investment vehicles. While it is impossible to predict the overall impact of these transactions over time, there could be adverse effects on portfolio management. For example, the Fund may be required to sell securities or invest cash at times when it would not otherwise do so. These transactions could also have tax consequences if sales of securities result in gains, and could also increase transaction costs or portfolio turnover.

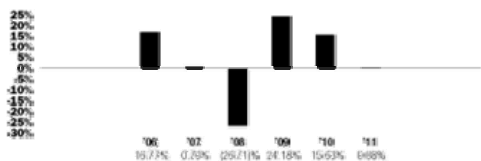
**Management Risk.** The investment techniques and risk analysis used by the Fund's portfolio managers may not produce the desired results.

**Market Risk.** The prices of and the income generated by the Fund's securities may decline in response to, among other things, investor sentiment, general economic and market conditions, regional or global instability, and currency and interest rate fluctuations.

**Value Investing Style Risk.** The Fund emphasizes a value style of investing, which focuses on undervalued companies with characteristics for improved valuations. This style of investing is subject to the risk that the valuations never improve or that the returns on value equity securities are less than returns on other styles of investing or the overall stock market. Value stocks also may decline in price, even though in theory they are already underpriced.

**Performance Information**

The bar chart and performance table provide an indication of the risks of investing in the Fund. The bar chart shows changes in the performance of the Fund from year to year as of December 31. The performance table compares the Fund's performance to that of a broad-based securities market benchmark, a style specific benchmark and a peer group benchmark with investment objectives and strategies similar to the Fund. The Fund's past performance (before and after taxes) is not necessarily an indication of its future performance. Updated performance information is available on the Fund's Web site at [www.invesco.com/us](http://www.invesco.com/us).

**Annual Total Returns**

Best Quarter (ended June 30, 2009): 17.76%

Worst Quarter (ended December 31, 2008): -19.81%

**Average Annual Total Returns** (for the periods ended December 31, 2011)

	1 Year	5 Years	10 Years
Institutional Class shares <sup>1</sup> : Inception (10/25/2005)			
Return Before Taxes	0.08%	1.18%	5.08%
Return After Taxes on Distributions	-0.40	0.60	4.55
Return After Taxes on Distributions and Sale of Fund Shares	0.68	0.96	4.36
S&P 500 <sup>®</sup> Index (reflects no deductions for fees, expenses or taxes)	2.09	-0.25	2.92
Russell 1000 <sup>®</sup> Value Index (reflects no deductions for fees, expenses or taxes) <sup>2</sup>	0.39	-2.64	3.89
Russell 1000 <sup>®</sup> Index (reflects no deductions for fees, expenses or taxes) <sup>2</sup>	1.50	-0.02	3.34
Lipper Large-Cap Value Funds Index <sup>3</sup>	-2.17	-2.26	2.59
Lipper Large-Cap Core Funds Index <sup>3</sup>	0.09	-0.60	2.16

1 Institutional Class shares' performance shown prior to the inception date is that of Class A shares and includes the 12b-1 fees applicable to Class A shares. Class A shares' performance reflects any applicable fee waivers or expense reimbursements. The inception date of the Fund's Class A shares is December 31, 2001.

2 The Fund has elected to use the Russell 1000<sup>®</sup> Value Index to represent its style specific market benchmark rather than the Russell 1000<sup>®</sup> Value Index more closely reflects the performance of the types of securities in which the Fund invests.

3 The Fund has elected to use the Lipper Large-Cap Value Funds Index to represent its peer group benchmark rather than the Lipper Large-Cap Core Funds Index because the Lipper Large-Cap Value Funds Index more closely reflects the performance of the types of securities in which the Fund invests.

After-tax returns are calculated using the historical highest individual federal marginal income tax rates and do not reflect the impact of state and local taxes. Actual after-tax returns depend on an investor's tax situation and may differ from those shown, and after-tax returns shown are not relevant to investors who hold their Fund shares through tax-deferred arrangement, such as 401(k) plans or individual retirement accounts.

**Management of the Fund**

Investment Adviser: Invesco Advisers, Inc.

Portfolio Managers	Title	Length of Service on the Fund
Meggan Walsh	Portfolio Manager (lead)	2002
Jonathan Harrington	Portfolio Manager	2008

**Purchase and Sale of Fund Shares**

You may purchase, redeem or exchange shares of the Fund on any business day through your financial adviser or by telephone at 800-659-1005.

The minimum investments for Institutional Class shares for fund accounts are as follows:

Type of Account	Initial Investment Per Fund	Additional Investments Per Fund
Defined Contribution Plan (for which sponsor has \$100 million in combined defined contribution and defined benefit assets)	\$0	\$0
Defined Contribution Plan (for which a sponsor has less than \$100 million in combined defined contribution and defined benefit assets)	\$10 Million	\$0
Banks, trust companies and certain other financial intermediaries	\$10 Million	\$0
Financial intermediaries and other corporations acting for their own accounts	\$1 Million	\$0
Foundations or Endowments	\$1 Million	\$0
Other institutional investors	\$1 Million	\$0
Defined Benefit Plan	\$0	\$0
Pooled investment vehicles (e.g., Funds of Funds)	\$0	\$0

**Tax Information**

The Fund's distributions generally are taxable to you as ordinary income, capital gains, or some combination of both, unless you are investing through a tax-deferred arrangement, such as a 401(k) plan or individual retirement account.

**Payments to Broker-Dealers and Other Financial Intermediaries**

If you purchase the Fund through a broker-dealer or other financial intermediary (such as a bank), the Fund and the Fund's distributor or its related companies may pay the intermediary for the sale of Fund shares and related services. These payments may create a conflict of interest by influencing the broker-dealer or other intermediary and your salesperson or financial adviser to recommend the Fund over another investment. Ask your salesperson or financial adviser or visit your financial intermediary's Web site for more information.

**INVESCO SUMMIT FUND****Investment Objective(s)**

The Fund's investment objective is long-term growth of capital.

**Fees and Expenses of the Fund**

This table describes the fees and expenses that you may pay if you buy and hold shares of the Fund.

**Shareholder Fees** (fees paid directly from your investment)

	Class:	Institutional
Maximum Sales Charge (Load) Imposed on Purchases (as a percentage of offering price)		None
Maximum Deferred Sales Charge (Load) (as a percentage of original purchase price or redemption proceeds, whichever is less)		None

**Annual Fund Operating Expenses** (expenses that you pay each year as a percentage of the value of your investment)

	Class:	Institutional
Management Fees		0.64%
Distribution and/or Service (12b-1) Fees		None
Other Expenses		0.11
Total Annual Fund Operating Expenses		0.75

**Example.** This Example is intended to help you compare the cost of investing in the Fund with the cost of investing in other mutual funds.

The Example assumes that you invest \$10,000 in the Fund for the time periods indicated and then redeem all of your shares at the end of those

7 Invesco Equity Funds

---

periods. The Example also assumes that your investment has a 5% return each year and that the Fund's operating expenses remain the same.

Although your actual costs may be higher or lower, based on these assumptions, your costs would be:

	1 Year	3 Years	5 Years	10 Years
Institutional Class	\$77	\$240	\$417	\$930

**Portfolio Turnover.** The Fund pays transaction costs, such as commissions, when it buys and sells securities (or "turns over" its portfolio). A higher portfolio turnover rate may indicate higher transaction costs and may result in higher taxes when Fund shares are held in a taxable account. These costs, which are not reflected in annual Fund operating expenses or in the example, affect the Fund's performance. During the most recent fiscal year, the Fund's portfolio turnover rate was 59% of the average value of its portfolio.

**Principal Investment Strategies of the Fund**

The Fund invests primarily in equity securities of issuers of all market capitalizations.

The Fund may invest up to 25% of its total assets in foreign securities.

The portfolio manager focuses on securities of issuers exhibiting long-term, sustainable earnings and cash flow growth that is not yet reflected in investor expectations or equity valuations. The portfolio manager actively manages the Fund using a two-step security selection process that combines quantitative and fundamental analyses. The quantitative analysis ranks securities based primarily on a set growth, quality and valuation factors.

The fundamental analysis identifies and analyzes both industries and issuers with strong characteristics of revenue, earnings and cash flow growth. Valuation metrics are also incorporated in the analysis.

The portfolio manager looks for key issuer-specific attributes including: market leadership position with the potential for additional growth; value added products or services with pricing power; sustainable growth in revenue, earnings and cash flow; potential to improve profitability and return on capital; and a strong balance sheet, appropriate financial leverage and a prudent use of capital.

The portfolio is constructed to minimize unnecessary risk by broadly diversifying the portfolio.

The portfolio manager considers selling a security if fundamental business prospects deteriorate, quantitative rank declines, the investment thesis deteriorates, or for a more attractive investment opportunity.

**Principal Risks of Investing in the Fund**

As with any mutual fund investment, loss of money is a risk of investing. An investment in the Fund is not a deposit in a bank and is not insured or guaranteed by the Federal Deposit Insurance Corporation or any other governmental agency. The risks associated with an investment in the Fund can increase during times of significant market volatility. The principal risks of investing in the Fund are:

*Foreign Securities Risk.* The Fund's foreign investments may be affected by changes in a foreign country's exchange rates, political and social instability, changes in economic or taxation policies, difficulties when enforcing obligations, decreased liquidity, and increased volatility. Foreign companies may be subject to less regulation resulting in less publicly available information about the companies.

*Growth Investing Risk.* Growth stocks tend to be more expensive relative to their earnings or assets compared with other types of stock. As a result they tend to be more sensitive to changes in their earnings and can be more volatile.

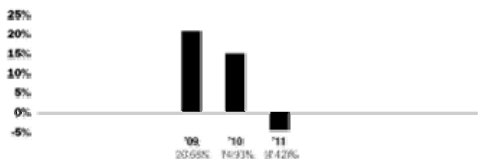
*Management Risk.* The investment techniques and risk analysis used by the Fund's portfolio managers may not produce the desired results.

*Market Risk.* The prices of and the income generated by the Fund's securities may decline in response to, among other things, investor sentiment, general economic and market conditions, regional or global instability, and currency and interest rate fluctuations.

**Performance Information**

The bar chart and performance table provide an indication of the risks of investing in the Fund. The bar chart shows changes in the performance of the Fund from year to year as of December 31. The performance table compares the Fund's performance to that of a broad-based securities market benchmark, a style specific benchmark and a peer group benchmark with investment objectives and strategies similar to the Fund. The Fund's past performance (before and after taxes) is not necessarily an indication of its future performance. Updated performance information is available on the Fund's Web site at [www.invesco.com/us](http://www.invesco.com/us).

Annual Total Returns



Best Quarter (ended September 30, 2010): 11.81%  
 Worst Quarter (ended September 30, 2011): -16.75%

Average Annual Total Returns (for the periods ended December 31, 2011)

	1 Year	5 Years	Since Inception
Institutional Class shares <sup>1</sup> : Inception (10/3/2008)			
Return Before Taxes	-4.42%	-0.53%	1.72%
Return After Taxes on Distributions	-4.54	-0.86	1.42
Return After Taxes on Distributions and Sale of Fund Shares	-2.87	-0.50	1.42
S&P 500® Index (reflects no deductions for fees, expenses or taxes) (from 10/31/2005)	2.09	-0.25	2.82
Russell 1000® Growth Index (reflects no deductions for fees, expenses or taxes) (from 10/31/2005)	2.64	2.50	4.13
Lipper Multi-Cap Growth Funds Index (from 10/31/2005)	-4.02	0.87	3.09

<sup>1</sup> Institutional Class shares' performance shown prior to the inception date is that of Class A shares and includes the 12b-1 fees applicable to Class A shares. Class A shares' performance reflects any applicable fee waivers or expense reimbursements. The inception date of the Fund's Class A shares is October 31, 2005.

After-tax returns are calculated using the historical highest individual federal marginal income tax rates and do not reflect the impact of state and local taxes. Actual after-tax returns depend on an investor's tax situation and may differ from those shown, and after-tax returns shown are not relevant to investors who hold their Fund shares through tax-deferred arrangement, such as 401(k) plans or individual retirement accounts.

**Management of the Fund**

Investment Adviser: Invesco Advisers, Inc.

Portfolio Manager	Title	Length of Service on the Fund
Ryan Amerman	Portfolio Manager	2008

**Purchase and Sale of Fund Shares**

You may purchase, redeem or exchange shares of the Fund on any business day through your financial adviser or by telephone at 800-659-1005.

8 Invesco Equity Funds

---

The minimum investments for Institutional Class shares for fund accounts are as follows:

Type of Account	Initial Investment Per Fund	Additional Investments Per Fund
Defined Contribution Plan (for which sponsor has \$100 million in combined defined contribution and defined benefit assets)	\$0	\$0
Defined Contribution Plan (for which a sponsor has less than \$100 million in combined defined contribution and defined benefit assets)	\$10 Million	\$0
Banks, trust companies and certain other financial intermediaries	\$10 Million	\$0
Financial intermediaries and other corporations acting for their own accounts	\$1 Million	\$0
Foundations or Endowments	\$1 Million	\$0
Other institutional investors	\$1 Million	\$0
Defined Benefit Plan	\$0	\$0
Pooled investment vehicles (e.g., Funds of Funds)	\$0	\$0

#### Tax Information

The Fund's distributions generally are taxable to you as ordinary income, capital gains, or some combination of both, unless you are investing through a tax-deferred arrangement, such as a 401(k) plan or individual retirement account.

#### Payments to Broker-Dealers and Other Financial Intermediaries

If you purchase the Fund through a broker-dealer or other financial intermediary (such as a bank), the Fund and the Fund's distributor or its related companies may pay the intermediary for the sale of Fund shares and related services. These payments may create a conflict of interest by influencing the broker-dealer or other intermediary and your salesperson or financial adviser to recommend the Fund over another investment. Ask your salesperson or financial adviser or visit your financial intermediary's Web site for more information.

## Investment Objective(s), Strategies, Risks and Portfolio Holdings

### Invesco Capital Development Fund

#### Objective(s) and Strategies

The Fund's investment objective is long-term growth of capital. The Fund's investment objective may be changed by the Board of Trustees without shareholder approval.

The Fund invests primarily in equity securities of mid-capitalization issuers. The Fund considers an issuer to be a mid-capitalization issuer if it has a market capitalization, at the time of purchase, within the range of the largest and smallest capitalized issuers included in the Russell Mid Cap<sup>®</sup> Index during the most recent 11-month period (based on month-end data) plus the most recent data during the current month. As of October 31, 2011, the capitalization of companies in the Russell Mid Cap<sup>®</sup> Index range from \$202 million to \$19.3 billion. The Russell Mid Cap<sup>®</sup> Index measures the performance of the 800 smallest issuers with the lowest market capitalization in the Russell 1000<sup>®</sup> Index. The Russell 1000<sup>®</sup> Index measures the performance of the 1,000 largest issuers domiciled in the United States based on total market capitalization. The issuers in the Russell Mid Cap<sup>®</sup> Index are considered representative of medium-sized issuers and constitute approximately 25% of the total market capitalization of the Russell 1000<sup>®</sup> Index.

The Fund may invest up to 25% of its total assets in foreign securities.

In attempting to meet its investment objective, the Fund engages in active and frequent trading of portfolio securities.

The Adviser uses a bottom-up stock selection process designed to seek returns in excess of the benchmark as well as a disciplined portfolio construction process designed to manage risk. To narrow the investment universe, the Adviser uses a holistic approach that emphasizes fundamental research and, to a lesser extent, includes quantitative analysis. The Adviser then closely examines company fundamentals, including detailed modeling of all of a company's financial statements and discussions with company management teams, suppliers, distributors, competitors, and customers. The Adviser uses a variety of valuation techniques based on the company in question, the industry in which the company operates, the stage of the business cycle, and other factors that best reflect a company's value. The Adviser seeks to invest in companies with solid management teams, sound business models, strong financial health, attractive growth outlooks, and compelling valuations levels.

The Adviser considers whether to sell a particular security when a company hits the price target, a company's fundamentals deteriorate, or the catalysts for growth are no longer present or reflected in the stock price.

The Fund may, from time to time, take temporary defensive positions in cash and other securities that are less risky and inconsistent with the Fund's principal investment strategies in anticipation of, or in response to, adverse market, economic, political or other conditions. As a result, the Fund may not achieve its investment objective.

The Fund's investments in the types of securities described in this prospectus vary from time to time, and, at any time, the Fund may not be invested in all of the types of securities described in this prospectus. Any percentage limitations with respect to assets of the Fund are applied at the time of purchase.

#### Risks

The principal risks of investing in the Fund are:

**Active Trading Risk.** Frequent trading of portfolio securities results in increased costs and may lower the Fund's actual return. Frequent trading also may increase short term gains and losses, which may affect the Fund's tax liability.

**Foreign Securities Risk.** The dollar value of the Fund's foreign investments may be affected by changes in the exchange rates between the dollar and the currencies in which those investments are traded. The value of the Fund's foreign investments may be adversely affected by political and social instability in their home countries, by changes in economic or taxation policies in those countries, or by the difficulty in enforcing obligations in those countries. Foreign companies generally may be subject to less stringent regulations than U.S. companies, including financial reporting requirements and auditing and accounting controls. As a result, there generally is less publicly available information about foreign companies than about U.S. companies. Trading in many foreign securities may be less liquid and more volatile than U.S. securities due to the size of the market or other factors.

**Growth Investing Risk.** Growth stocks can perform differently from the market as a whole. Growth stocks tend to be more expensive relative to their earnings or assets compared with other types of stock. As a result they tend to be more sensitive to changes in their earnings and can be more volatile.

**Management Risk.** The investment techniques and risk analysis used by the Fund's portfolio managers may not produce the desired results.

**Market Risk.** The prices of and the income generated by the Fund's securities may decline in response to, among other things, investor sentiment, general economic and market conditions, regional or global instability, and currency and interest rate fluctuations.



*Small- and Mid-Capitalization Risks.* Stocks of small and mid sized companies tend to be more vulnerable to adverse developments and may have little or no operating history or track record of success, and limited product lines, markets, management and financial resources. The securities of small and mid sized companies may be more volatile due to less market interest and less publicly available information about the issuer. They also may be illiquid or restricted as to resale, or may trade less frequently and in smaller volumes, all of which may cause difficulty when establishing or closing a position at a desirable price.

#### **Invesco Charter Fund**

##### **Objective(s) and Strategies**

The Fund's investment objective is long-term growth of capital. The Fund's investment objective may be changed by the Board of Trustees without shareholder approval.

The portfolio management team seeks to construct a portfolio of issuers that have high or improving ROIC, quality management, a strong competitive position and which are trading at compelling valuations. The Fund invests primarily in equity securities.

The Fund may invest up to 25% of its total assets in foreign securities, which includes debt and equity securities.

The Fund can invest in derivatives, including index futures and forward foreign currency contracts.

Index futures can be used to gain exposure to the broad market by equitizing cash and as a hedge against downside risk. A stock index futures contract is an exchange-traded contract that provides for the delivery, at a designated date, time and place, of an amount of cash equal to a specified dollar amount multiplied by the difference between the stock index value at the close of trading on the date specified in the contract and the price agreed upon in the futures contract; no physical delivery of stocks comprising the index is made.

The Fund can utilize forward foreign currency contracts to mitigate the risk of foreign currency exposure. A forward foreign currency contract is an agreement between parties to exchange a specified amount of currency at a specified future time at a specified rate. Forward foreign currency contracts are used to protect against uncertainty in the level of future currency exchange rates or to gain or modify exposure to a particular currency. The Fund can use these contracts to hedge against adverse movements in the foreign currencies in which portfolio securities are denominated.

In selecting securities for the Fund, the portfolio managers conduct fundamental research of issuers to gain a thorough understanding of their business prospects, appreciation potential and ROIC. The process they use to identify potential investments for the Fund includes three phases: financial analysis, business analysis and valuation analysis. Financial analysis evaluates an issuer's capital allocation, and provides vital insight into historical and potential ROIC which is a key indicator of business quality and caliber of management. Business analysis allows the team to determine an issuer's competitive positioning by identifying key drivers of the issuer, understanding industry challenges and evaluating the sustainability of competitive advantages. Both the financial and business analyses serve as a basis to construct valuation models that help estimate an issuer's value. The portfolio managers use three primary valuation techniques: discounted cash flow, traditional valuation multiples and net asset value. At the conclusion of their research process, the portfolio managers will generally invest in an issuer when they have determined it potentially has high or improving ROIC, quality management, a strong competitive position and is trading at an attractive valuation.

The portfolio managers consider selling a security when it exceeds the target price, has not shown a demonstrable improvement in fundamentals or a more compelling investment opportunity exists.

The Fund employs a risk management strategy to help minimize loss of capital and reduce excessive volatility. Pursuant to this strategy, the Fund generally invests a substantial amount of its assets in cash and cash equivalents. As a result, the Fund may not achieve its investment objective.

The Fund may, from time to time, take temporary defensive positions in cash and other securities that are less risky and inconsistent with the Fund's principal investment strategies in anticipation of, or in response to, adverse market, economic, political or other conditions. As a result, the Fund may not achieve its investment objective.

The Fund's investments in the types of securities described in this prospectus vary from time to time, and, at any time, the Fund may not be invested in all of the types of securities described in this prospectus. Any percentage limitations with respect to assets of the Fund are applied at the time of purchase.

##### **Risks**

The principal risks of investing in the Fund are:

*Cash/Cash Equivalents Risk.* To the extent Fund holds cash or cash equivalents rather than securities in which it primarily invests or uses to manage risk, the Fund may not achieve its investment objectives and may underperform.

*Derivatives Risk.* The performance of derivative instruments is tied to the performance of an underlying currency, security, index or other instrument. In addition to risks relating to their underlying instruments, the use of derivatives may include other, possibly greater, risks. Risks associated with the use of derivatives may include counterparty, leverage, correlation, liquidity, tax, market, interest rate and management risks. Derivatives may also be more difficult to purchase, sell or value than other investments. The Fund may lose more than the cash amount invested on investments in derivatives.

[ ] *Counterparty Risk.* Counterparty risk is the risk that a counterparty to a derivative transaction will not fulfill its contractual obligations (including because of bankruptcy or insolvency) to make principal or interest payments to the Fund, when due, which may cause losses or additional costs to the Fund.

[ ] *Leverage Risk.* Leverage exists when the Fund purchases or sells a derivative instrument or enters into a transaction without investing cash in an amount equal to the full economic exposure of the instrument or transaction and the Fund could lose more than it invested. The Fund mitigates leverage risk by segregating or earmarking liquid assets or otherwise covering transactions that may give rise to such risk. Leverage may cause the Fund to be more volatile because it may exaggerate the effect of any increase or decrease in the value of the Fund's portfolio securities. The use of some derivative instruments may result in implicit leverage, which does not result in the possibility of the Fund incurring obligations beyond its investment, but that nonetheless permits the Fund to gain exposure that is greater than would be the case in an unlevered instrument. The Fund does not segregate assets or otherwise cover investments in derivatives with implicit leverage.

[ ] *Correlation Risk.* To the extent that the Fund uses derivatives for hedging or reducing exposure, there is the risk of imperfect correlation between movements in the value of the derivative instrument and the value of underlying asset, reference rate or index. To the extent that the Fund uses derivatives for hedging purposes, there is the risk during extreme market conditions that an instrument which would usually operate as a hedge provides no hedging benefits at all.

[ ] *Liquidity Risk.* Liquidity risk is the risk that the Fund may be unable to close out a derivative position because the trading market becomes illiquid or the availability of counterparties becomes limited for a period of time. To the extent that the Fund is unable to close out a derivative position because of market illiquidity, the Fund may not be able to prevent further losses of value in its derivatives holdings and the liquidity of the Fund's other assets may be impaired to the extent that it has a substantial portion of its otherwise liquid assets marked as segregated to cover its obligations under such derivative instruments. The Fund may also be required to take or make delivery of an



underlying instrument that the Adviser would otherwise have attempted to avoid.

[ ] *Tax Risk.* The use of certain derivatives may cause the Fund to realize higher amounts of ordinary income or short-term capital gain, distributions from which are taxable to individual shareholders at ordinary income tax rates rather than at the more favorable tax rates for long-term capital gain. The Fund's use of derivatives may be limited by the requirements for taxation of the Fund as a regulated investment company. The tax treatment of derivatives may be affected by changes in legislation, regulations or other legal authority that could affect the character, timing and amount of the Fund's taxable income or gains and distributions to shareholders.

[ ] *Market Risk.* Derivatives are subject to the market risks associated with their underlying instruments, which may decline in response to, among other things, investor sentiment; general economic and market conditions; regional or global instability; and currency and interest rate fluctuations. Derivatives may be subject to heightened and evolving government regulations, which could increase the costs of owning certain derivatives.

[ ] *Interest Rate Risk.* Some derivatives are particularly sensitive to interest rate risk, which is the risk that prices of fixed income instruments generally fall as interest rates rise; conversely, prices of fixed income instruments generally rise as interest rates fall. Specific fixed income instruments differ in their sensitivity to changes in interest rates depending on their individual characteristics.

[ ] *Management Risk.* The investment techniques and risk analysis used by the Fund's portfolio managers in connection with investing in derivatives may not produce the desired results.

Investors should bear in mind that, while the Fund intends to use derivative strategies, it is not obligated to actively engage in these transactions, generally or in any particular kind of derivative, if the Adviser elects not to do so due to availability, cost, market conditions or other factors.

*Foreign Securities Risk.* The dollar value of the Fund's foreign investments may be affected by changes in the exchange rates between the dollar and the currencies in which those investments are traded. The value of the Fund's foreign investments may be adversely affected by political and social instability in their home countries, by changes in economic or taxation policies in those countries, or by the difficulty in enforcing obligations in those countries. Foreign companies generally may be subject to less stringent regulations than U.S. companies, including financial reporting requirements and auditing and accounting controls. As a result, there generally is less publicly available information about foreign companies than about U.S. companies. Trading in many foreign securities may be less liquid and more volatile than U.S. securities due to the size of the market or other factors.

*Management Risk.* The investment techniques and risk analysis used by the Fund's portfolio managers may not produce the desired results.

*Market Risk.* The prices of and the income generated by the Fund's securities may decline in response to, among other things, investor sentiment, general economic and market conditions, regional or global instability, and currency and interest rate fluctuations.

#### **Invesco Constellation Fund**

##### **Objective(s) and Strategies**

The Fund's investment objective is long-term growth of capital. The Fund's investment objective may be changed by the Board of Trustees without shareholder approval.

The Fund invests primarily in equity securities of issuers of all market capitalizations.

The Fund may invest up to 25% of its total assets in foreign securities.

The Adviser uses a bottom-up stock selection process designed to seek returns in excess of the benchmark as well as a disciplined portfolio construction process designed to manage risk. To narrow the investment universe, the Adviser uses a holistic approach that emphasizes fundamental research and, to a lesser extent, includes quantitative analysis. The Adviser then closely examines company fundamentals, including detailed modeling of all of a company's financial statements and discussions with company management teams, suppliers, distributors, competitors, and customers. The Adviser uses a variety of valuation techniques based on the company in question, the industry in which the company operates, the stage of the business cycle, and other factors that best reflect a company's value. The Adviser seeks to invest in companies with strong or improving fundamentals, attractive valuation relative to growth prospects, and earning expectations that appear fair to conservative.

The Adviser considers whether to sell a particular security when a company hits the price target, a company's fundamentals deteriorate, or the catalysts for growth are no longer present or reflected in the stock price.

In attempting to meet its investment objective, the Fund engages in active and frequent trading of portfolio securities.

The Fund may, from time to time, take temporary defensive positions in cash and other securities that are less risky and inconsistent with the Fund's principal investment strategies in anticipation of, or in response to, adverse market, economic, political or other conditions. As a result, the Fund may not achieve its investment objective.

The Fund's investments in the types of securities described in this prospectus vary from time to time, and, at any time, the Fund may not be invested in all of the types of securities described in this prospectus. Any percentage limitations with respect to assets of the Fund are applied at the time of purchase.

##### **Risks**

The principal risks of investing in the Fund are:

*Active Trading Risk.* Frequent trading of portfolio securities results in increased costs and may lower the Fund's actual return. Frequent trading also may increase short term gains and losses, which may affect the Fund's tax liability.

*Foreign Securities Risk.* The dollar value of the Fund's foreign investments may be affected by changes in the exchange rates between the dollar and the currencies in which those investments are traded. The value of the Fund's foreign investments may be adversely affected by political and social instability in their home countries, by changes in economic or taxation policies in those countries, or by the difficulty in enforcing obligations in those countries. Foreign companies generally may be subject to less stringent regulations than U.S. companies, including financial reporting requirements and auditing and accounting controls. As a result, there generally is less publicly available information about foreign companies than about U.S. companies. Trading in many foreign securities may be less liquid and more volatile than U.S. securities due to the size of the market or other factors.

*Growth Investing Risk.* Growth stocks can perform differently from the market as a whole. Growth stocks tend to be more expensive relative to their earnings or assets compared with other types of stock. As a result they tend to be more sensitive to changes in their earnings and can be more volatile.

*Management Risk.* The investment techniques and risk analysis used by the Fund's portfolio managers may not produce the desired results.

*Market Risk.* The prices of and the income generated by the Fund's securities may decline in response to, among other things, investor sentiment, general economic and market conditions, regional or global instability, and currency and interest rate fluctuations.

**Invesco Diversified Dividend Fund**

**Objective(s) and Strategies**

The Fund's investment objective is long-term growth of capital and, secondarily, current income. The Fund's investment objective may be changed by the Board of Trustees without shareholder approval.

11 Invesco Equity Funds

---

The Fund invests primarily in dividend-paying equity securities.

The Fund may invest up to 20% of its total assets in investment-grade debt securities of U.S. issuers. The Fund may also invest up to 25% of its total assets in foreign securities.

In selecting investments, the portfolio managers seek to identify dividend-paying issuers with strong profitability, solid balance sheets and capital allocation policies that support sustained or increasing dividends and share repurchases. Through fundamental research, financial statement analysis and the use of several valuation techniques, the management team estimates a target price for each security over a 2-3 year investment horizon. The portfolio managers manage risk utilizing a valuation framework, careful stock selection and a rigorous buy-and-sell discipline and incorporate an assessment of the potential reward relative to the downside risk to determine a fair valuation over the investment horizon. When evaluating cyclical businesses, the management team seeks companies that have normalized earnings power greater than that implied by their current market valuation and that return capital to shareholders via dividends and share repurchases. The portfolio managers then construct a portfolio they believe provides the best total return profile, which is created by seeking a combination of price appreciation potential, dividend income and capital preservation.

The portfolio managers maintain a rigorous sell discipline and consider selling or trimming a stock when it no longer materially meets our investment criteria, including when (1) a stock reaches its fair valuation (target price); (2) a company's fundamental business prospects deteriorate; or (3) a more attractive investment opportunity presents itself.

The Fund may, from time to time, take temporary defensive positions in cash and other securities that are less risky and inconsistent with the Fund's principal investment strategies in anticipation of, or in response to, adverse market, economic, political or other conditions. As a result, the Fund may not achieve its investment objective.

The Fund's investments in the types of securities described in this prospectus vary from time to time, and, at any time, the Fund may not be invested in all of the types of securities described in this prospectus. Any percentage limitations with respect to assets of the Fund are applied at the time of purchase.

#### **Risks**

The principal risks of investing in the Fund are:

*Call Risk.* If interest rates fall, it is possible that issuers of debt securities with high interest rates will prepay or call their securities before their maturity dates. In this event, the proceeds from the called securities would likely be reinvested by the Fund in securities bearing the new, lower interest rates, resulting in a possible decline in the Fund's income and distributions to shareholders.

*Credit Risk.* The issuers of instruments in which the Fund invests may be unable to meet interest and/or principal payments. This risk is increased to the extent the Fund invests in junk bonds. An issuer's securities may decrease in value if its financial strength weakens, which may reduce its credit rating and possibly its ability to meet its contractual obligations.

*Currency/Exchange Rate Risk.* The dollar value of the Fund's foreign investments will be affected by changes in the exchange rates between the dollar and the currencies in which those investments are traded. The Fund may buy or sell currencies other than the U.S. dollar in order to capitalize on anticipated changes in exchange rates. There is no guarantee that these investments will be successful.

*Foreign Securities Risk.* The dollar value of the Fund's foreign investments may be affected by changes in the exchange rates between the dollar and the currencies in which those investments are traded. The value of the Fund's foreign investments may be adversely affected by political and social instability in their home countries, by changes in economic or taxation policies in those countries, or by the difficulty in enforcing obligations in those countries. Foreign companies generally may be subject to less stringent regulations than U.S. companies, including financial reporting requirements and auditing and accounting controls. As a result, there generally is less publicly available information about foreign companies than about U.S. companies. Trading in many foreign securities may be less liquid and more volatile than U.S. securities due to the size of the market or other factors.

*Interest Rate Risk.* Interest rate risk refers to the risk that bond prices generally fall as interest rates rise; conversely, bond prices generally rise as interest rates fall. Specific bonds differ in their sensitivity to changes in interest rates depending on their individual characteristics. One measure of this sensitivity is called duration. The longer the duration of a particular bond, the greater its price sensitivity is to interest rates. Similarly, a longer duration portfolio of securities has greater price sensitivity. Falling interest rates may also prompt some issuers to refinance existing debt, which could affect the Fund's performance.

*Large Investor Risk.* The Fund may accept investments from funds of funds, as well as from similar investment vehicles, such as 529 Plans. A "529 Plan" is a college savings program that operates under Section 529 of the Internal Revenue Code. From time to time, the Fund may experience large investments or redemptions due to allocations or rebalancings by these funds of funds and/or similar investment vehicles. While it is impossible to predict the overall impact of these transactions over time, there could be adverse effects on portfolio management. For example, the Fund may be required to sell securities or invest cash at times when it would not otherwise do so. These transactions could also have tax consequences if sales of securities result in gains, and could also increase transaction costs or portfolio turnover.

*Management Risk.* The investment techniques and risk analysis used by the Fund's portfolio managers may not produce the desired results.

*Market Risk.* The prices of and the income generated by the Fund's securities may decline in response to, among other things, investor sentiment, general economic and market conditions, regional or global instability, and currency and interest rate fluctuations.

*Value Investing Style Risk.* The Fund emphasizes a value style of investing, which focuses on undervalued companies with characteristics for improved valuations. This style of investing is subject to the risk that the valuations never improve or that the returns on value equity securities are less than returns on other styles of investing or the overall stock market. Value stocks also may decline in price, even though in theory they are already underpriced.

#### **Invesco Summit Fund**

##### **Objective(s) and Strategies**

The Fund's investment objective is long-term growth of capital. The Fund's investment objective may be changed by the Board of Trustees without shareholder approval.

The Fund invests primarily in equity securities of issuers of all market capitalizations.

The Fund may invest up to 25% of its total assets in foreign securities.

The portfolio manager focuses on securities of issuers exhibiting long-term, sustainable earnings and cash flow growth that is not yet reflected in investor expectations or equity valuations. The portfolio manager actively manages the Fund using a two-step security selection process that combines quantitative and fundamental analyses. The quantitative analysis involves using a security ranking model to rank securities based primarily upon a set of growth, quality

and valuation factors.

The fundamental analysis focuses on identifying and analyzing both industries and issuers with strong characteristics of revenue, earnings and cash flow growth. Valuation metrics are also incorporated in the analysis.

The portfolio manager looks for key issuer-specific attributes including:

- market leadership position with the potential for additional growth;
- value added products or services with pricing power;
- sustainable growth in revenue, earnings and cash flow;
- potential to improve profitability and return on capital; and

- a strong balance sheet, appropriate financial leverage and a prudent use of capital.

The portfolio manager also focuses on other industry attributes such as a rational competitive environment, pricing flexibility and differentiation of products and services. The portfolio is constructed to minimize unnecessary risk. The portfolio manager attempts to limit risk by broadly diversifying the portfolio.

The portfolio manager considers selling a security if fundamental business prospects deteriorate, quantitative rank declines, the investment thesis deteriorates, or for a more attractive investment opportunity.

The Fund may, from time to time, take temporary defensive positions in cash and other securities that are less risky and inconsistent with the Fund's principal investment strategies in anticipation of, or in response to, adverse market, economic, political or other conditions. As a result, the Fund may not achieve its investment objective.

The Fund's investments in the types of securities described in this prospectus vary from time to time, and, at any time, the Fund may not be invested in all of the types of securities described in this prospectus. Any percentage limitations with respect to assets of the Fund are applied at the time of purchase.

## Risks

The principal risks of investing in the Fund are:

*Foreign Securities Risk.* The dollar value of the Fund's foreign investments may be affected by changes in the exchange rates between the dollar and the currencies in which those investments are traded. The value of the Fund's foreign investments may be adversely affected by political and social instability in their home countries, by changes in economic or taxation policies in those countries, or by the difficulty in enforcing obligations in those countries. Foreign companies generally may be subject to less stringent regulations than U.S. companies, including financial reporting requirements and auditing and accounting controls. As a result, there generally is less publicly available information about foreign companies than about U.S. companies. Trading in many foreign securities may be less liquid and more volatile than U.S. securities due to the size of the market or other factors.

*Growth Investing Risk.* Growth stocks can perform differently from the market as a whole. Growth stocks tend to be more expensive relative to their earnings or assets compared with other types of stock. As a result they tend to be more sensitive to changes in their earnings and can be more volatile.

*Management Risk.* The investment techniques and risk analysis used by the Fund's portfolio managers may not produce the desired results.

*Market Risk.* The prices of and the income generated by the Fund's securities may decline in response to, among other things, investor sentiment, general economic and market conditions, regional or global instability, and currency and interest rate fluctuations.

## Portfolio Holdings

A description of Fund policies and procedures with respect to the disclosure of Fund portfolio holdings is available in the SAI, which is available at [www.invesco.com/us](http://www.invesco.com/us).

---

## Fund Management

### The Adviser(s)

Invesco Advisers, Inc. (Invesco or the Adviser) serves as each Fund's investment adviser. The Adviser manages the investment operations of each Fund as well as other investment portfolios that encompass a broad range of investment objectives, and has agreed to perform or arrange for the performance of each Fund's day-to-day management. The Adviser is located at 1555 Peachtree Street, N.E., Atlanta, Georgia 30309. The Adviser, as successor in interest to multiple investment advisers, has been an investment adviser since 1976.

*Pending Litigation.* Detailed information concerning pending litigation can be found in the SAI.

### Adviser Compensation

During the fiscal year ended October 31, 2011, the Adviser received compensation of 0.68% of Invesco Capital Development Fund's average daily net assets.

During the fiscal year ended October 31, 2011, the Adviser received compensation of 0.59% of Invesco Charter Fund's average daily net assets after fee waiver and/or expense reimbursement.

During the fiscal year ended October 31, 2011, the Adviser received compensation of 0.62% of Invesco Constellation Fund's average daily net assets after fee waiver and/or expense reimbursement.

During the fiscal year ended October 31, 2011, the Adviser received compensation of 0.48% of Invesco Diversified Dividend Fund's average daily net assets after fee waiver and/or expense reimbursement.

During the fiscal year ended October 31, 2011, the Adviser received compensation of 0.63% of Invesco Summit Fund's average daily net assets.

Effective, May 23, 2011, the Board of Trustees approved a reduced contractual advisory fee schedule for the Invesco Charter Fund, as reflected in the "Fund Summaries – INVESCO CHARTER FUND – Fees and Expenses of the Fund" section of the prospectus and the Fund's SAI.

A discussion regarding the basis for the Board of Trustees' approval of the investment advisory agreement and investment sub-advisory agreements of each Fund is available in each Fund's most recent annual report to shareholders for the twelve-month period ended October 31.

### Portfolio Managers

The following individuals are jointly and primarily responsible for the day-to-day management of each Funds portfolio:

#### Invesco Capital Development Fund

- James Leach, Portfolio Manager, who has been responsible for the Fund since 2011 and has been associated with Invesco and/or its affiliates since 2011. From 2005 to 2011, he was a portfolio manager with Wells Capital Management.

#### Invesco Charter Fund

- Ronald Sloan, (lead manager), Portfolio Manager, who has been responsible for the Fund since 2002 and has been associated with Invesco and/or its affiliates since 1998.
- Tyler Dann II, Portfolio Manager, who has been responsible for the Fund since 2007 and has been associated with Invesco and/or its affiliates since 2004.
- Brian Nelson, Portfolio Manager, who has been responsible for the Fund since 2007 and has been associated with Invesco and/or its affiliates since 2004.

**Invesco Constellation Fund**

- Erik Voss, (lead manager), Portfolio Manager, who has been responsible for the Fund since 2011 and has been associated with Invesco and/or its affiliates since 2010. From 2006 to 2010, he was a portfolio manager with Columbia Management Investment Advisers, LLC (formerly known as RiverSource Investments, LLC).
- Ido Cohen, Portfolio Manager, who has been responsible for the Fund since 2011 and has been associated with Invesco and/or its affiliates since 2010. From 2007 to 2010, he was a vice president and senior analyst with Columbia Management Investment Advisers, LLC (formerly known as RiverSource Investments, LLC). Prior to 2007, he was a member of a technology, media and telecom-focused investment team at Diamondback Capital.

**Invesco Diversified Dividend Fund**

- Meggan Walsh, (lead manager), Portfolio Manager, who has been responsible for the Fund since 2002 and has been associated with Invesco and/or its affiliates since 1991.
- Jonathan Harrington, Portfolio Manager, who has been responsible for the Fund since 2008 and has been associated with Invesco and/or its affiliates since 2001.

**Invesco Summit Fund**

- Ryan Amerman, Portfolio Manager, who has been responsible for the Fund since 2008 and has been associated with Invesco and/or its affiliates since 1996.

**All Funds**

A lead manager generally has final authority over all aspects of the Funds' investment portfolio, including but not limited to, purchases and sales of individual securities, portfolio construction techniques, portfolio risk assessment, and the management of daily cash flows in accordance with portfolio holdings. The degree to which a lead manager may perform these functions, and the nature of these functions, may change from time to time.

More information on the portfolio managers may be found at [www.invesco.com/us](http://www.invesco.com/us). The Web site is not part of this prospectus.

The Funds' SAI provides additional information about the portfolio managers' investments in the Funds, a description of the compensation structure and information regarding other accounts managed.

---

## Other Information

**Dividends and Distributions**

Invesco Capital Development Fund expects, based on its investment objective and strategies, that its distributions, if any, will consist of ordinary income, capital gains, or some combination of both.

Invesco Charter Fund expects, based on its investment objective and strategies, that its distributions, if any, will consist of ordinary income, capital gains, or some combination of both.

Invesco Constellation Fund expects, based on its investment objective and strategies, that its distributions, if any, will consist of ordinary income, capital gains, or some combination of both.

Invesco Diversified Dividend Fund expects, based on its investment objective and strategies, that its distributions, if any, will consist of ordinary income, capital gains, or some combination of both.

Invesco Summit Fund expects, based on its investment objective and strategies, that its distributions, if any, will consist of ordinary income, capital gains, or some combination of both.

**Dividends**

Invesco Capital Development Fund generally declares and pays dividends from net investment income, if any, annually.

Invesco Charter Fund generally declares and pays dividends from net investment income, if any, annually.

Invesco Constellation Fund generally declares and pays dividends from net investment income, if any, annually.

Invesco Diversified Dividend Fund generally declares and pays dividends from net investment income, if any, quarterly.

Invesco Summit Fund generally declares and pays dividends from net investment income, if any, annually.

**Capital Gains Distributions**

Invesco Capital Development Fund generally distributes long-term and short-term capital gains (net of any available capital loss carryovers), if any, at least annually. Capital gains distributions may vary considerably from year to year as a result of the Fund's normal investment activities and cash flows. During a time of economic volatility, a fund may experience capital losses and unrealized depreciation in value of investments, the effect of which may be to reduce or eliminate capital gains distributions for a period of time. Even though a fund may experience a current year loss, it may nonetheless distribute prior year capital gains.

Invesco Charter Fund generally distributes long-term and short-term capital gains (net of any available capital loss carryovers), if any, at least annually. Capital gains distributions may vary considerably from year to year as a result of the Fund's normal investment activities and cash flows. During a time of economic volatility, a fund may experience capital losses and unrealized depreciation in value of investments, the effect of which may be to reduce or eliminate capital gains distributions for a period of time. Even though a fund may experience a current year loss, it may nonetheless distribute prior year capital gains.

Invesco Constellation Fund generally distributes long-term and short-term capital gains (net of any available capital loss carryovers), if any, at least annually. Capital gains distributions may vary considerably from year to year as a result of the Fund's normal investment activities and cash flows. During a time of economic volatility, a fund may experience capital losses and unrealized depreciation in value of investments, the effect of which may be to reduce or eliminate capital gains distributions for a period of time. Even though a fund may experience a current year loss, it may nonetheless distribute prior year capital gains.

Invesco Diversified Dividend Fund generally distributes long-term and short-term capital gains (net of any available capital loss carryovers), if any, at least annually. Capital gains distributions may vary considerably from year to year as a result of the Fund's normal investment activities and cash flows. During a time of economic volatility, a fund may experience capital losses and unrealized depreciation in value of investments, the effect of which may be to reduce or eliminate capital gains distributions for a period of time. Even though a fund may experience a current year loss, it may nonetheless distribute prior year capital gains.

Invesco Summit Fund generally distributes long-term and short-term capital gains (net of any available capital loss carryovers), if any, at least annually. Capital gains distributions may vary considerably from year to year as a result of the Fund's normal investment activities and cash flows. During a time of economic volatility, a fund may experience capital losses and unrealized depreciation in value of investments, the effect of which may be to reduce or eliminate capital gains distributions for a period of time. Even though a fund may experience a current year loss, it may nonetheless distribute prior year capital gains.

---

## Benchmark Descriptions

Lipper Large-Cap Core Funds Index is an unmanaged index considered representative of large-cap core funds tracked by Lipper.

Lipper Large-Cap Value Funds Index is an unmanaged index considered representative of large-cap value funds tracked by Lipper.

Lipper Mid-Cap Growth Funds Index is an unmanaged index considered representative of mid-cap growth funds tracked by Lipper.

Lipper Multi-Cap Growth Funds Index is an unmanaged index considered representative of multi-cap growth funds tracked by Lipper.

Russell 1000® Growth Index is an unmanaged index considered representative of large-cap growth stocks. The Russell 1000 Growth Index is a trademark/service mark of the Frank Russell Co. Russell® is a trademark of the Frank Russell Co.

Russell 1000® Index is an unmanaged index considered representative of large-cap stocks. The Russell 1000® Index is a trademark/service mark of the Frank Russell Co. Russell® is a trademark of the Frank Russell Co.

Russell 1000® Value Index is an unmanaged index considered representative of large-cap value stocks. The Russell 1000 Value Index is a trademark/service mark of the Frank Russell Co. Russell® is a trademark of the Frank Russell Co.

Russell Midcap® Growth Index is an unmanaged index considered representative of mid-cap growth stocks. The Russell Midcap® Growth

Index is a trademark/service mark of the Frank Russell Co. Russell® is a trademark of the Frank Russell Co.

S&P 500® Index is an unmanaged index considered representative of the U.S. stock market.

15 Invesco Equity Funds

---

## Financial Highlights

The financial highlights show each Fund's financial history for the past five fiscal years or, if shorter, the period of operations of each Fund or any of its share classes. The financial highlights tables are intended to help you understand each Fund's financial performance. Certain information reflects financial results for a single Fund share. Only Institutional Classes are offered in this prospectus.

The total returns in the tables represent the rate that an investor would have earned (or lost) on an investment in each Fund (assuming reinvestment of all dividends and distributions).

This information has been audited by PricewaterhouseCoopers LLC, whose report, along with each Fund's financial statements, is included in each Fund's annual report, which is available upon request.

### Invesco Capital Development Fund

	Net asset value, beginning of period	Net investment income (loss) <sup>(a)</sup>	Net gains (losses) on securities (both realized and unrealized)	Total from investment operations	Distributions from net realized gains	Net asset value, end of period	Total Return <sup>(b)</sup>	Net assets, end of period (000s omitted)	Ratio of expenses to average net assets with fee waivers and/or expenses absorbed	Ratio of expenses to average net assets without fee waivers and/or expenses absorbed	Ratio of net investment income (loss) to average net assets	Portfolio turnover <sup>(c)</sup>
<b>Class A</b>												
Year ended 10/31/11	\$15.10	\$(0.06)	\$ 0.61	\$ 0.55	\$ —	\$15.65	3.64%	\$ 464,067	1.28% <sup>(d)</sup>	1.28% <sup>(d)</sup>	(0.35)% <sup>(d)</sup>	127%
Year ended 10/31/10	12.44	(0.06)	2.72	2.66	—	15.10	21.38	586,166	1.31	1.31	(0.47)	68
Year ended 10/31/09	10.62	(0.08)	1.90	1.82	—	12.44	17.14	649,013	1.44	1.44	(0.72)	94
Year ended 10/31/08	21.59	(0.10)	(8.85)	(8.95)	(2.02)	10.62	(45.35)	664,270	1.25	1.26	(0.59)	109
Year ended 10/31/07	19.73	(0.13)	3.99	3.86	(2.00)	21.59	21.13	1,511,918	1.20	1.20	(0.62)	99
<b>Class B</b>												
Year ended 10/31/11	13.04	(0.16)	0.54	0.38	—	13.42	2.91	33,335	2.03 <sup>(d)</sup>	2.03 <sup>(d)</sup>	(1.10) <sup>(d)</sup>	127
Year ended 10/31/10	10.83	(0.15)	2.36	2.21	—	13.04	20.41	47,880	2.06	2.06	(1.22)	68
Year ended 10/31/09	9.32	(0.13)	1.64	1.51	—	10.83	16.20	57,452	2.19	2.19	(1.47)	94
Year ended 10/31/08	19.33	(0.20)	(7.79)	(7.99)	(2.02)	9.32	(45.71)	74,231	2.00	2.01	(1.34)	109
Year ended 10/31/07	17.98	(0.25)	3.60	3.35	(2.00)	19.33	20.27	213,235	1.95	1.95	(1.37)	99
<b>Class C</b>												
Year ended 10/31/11	13.03	(0.16)	0.53	0.37	—	13.40	2.84	52,725	2.03 <sup>(d)</sup>	2.03 <sup>(d)</sup>	(1.10) <sup>(d)</sup>	127
Year ended 10/31/10	10.82	(0.15)	2.36	2.21	—	13.03	20.43	61,286	2.06	2.06	(1.22)	68
Year ended 10/31/09	9.30	(0.14)	1.66	1.52	—	10.82	16.34	61,531	2.19	2.19	(1.47)	94
Year ended 10/31/08	19.30	(0.19)	(7.79)	(7.98)	(2.02)	9.30	(45.74)	64,620	2.00	2.01	(1.34)	109
Year ended 10/31/07	17.96	(0.25)	3.59	3.34	(2.00)	19.30	20.23	151,259	1.95	1.95	(1.37)	99
<b>Class R</b>												
Year ended 10/31/11	14.76	(0.10)	0.60	0.50	—	15.26	3.39	28,769	1.53 <sup>(d)</sup>	1.53 <sup>(d)</sup>	(0.60) <sup>(d)</sup>	127
Year ended 10/31/10	12.19	(0.10)	2.67	2.57	—	14.76	21.08	46,272	1.56	1.56	(0.72)	68
Year ended 10/31/09	10.44	(0.10)	1.85	1.75	—	12.19	16.76	49,083	1.69	1.69	(0.97)	94
Year ended 10/31/08	21.30	(0.14)	(8.70)	(8.84)	(2.02)	10.44	(45.46)	48,027	1.50	1.51	(0.84)	109
Year ended 10/31/07	19.53	(0.18)	3.95	3.77	(2.00)	21.30	20.86	79,655	1.45	1.45	(0.87)	99
<b>Class Y</b>												
Year ended 10/31/11	15.18	(0.02)	0.61	0.59	—	15.77	3.89	6,581	1.03 <sup>(d)</sup>	1.03 <sup>(d)</sup>	(0.10) <sup>(d)</sup>	127
Year ended 10/31/10	12.47	(0.03)	2.74	2.71	—	15.18	21.73	7,165	1.06	1.06	(0.22)	68
Year ended 10/31/09	10.63	(0.05)	1.89	1.84	—	12.47	17.31	5,717	1.19	1.19	(0.47)	94
Year ended 10/31/08 <sup>(e)</sup>	12.21	(0.00)	(1.58)	(1.58)	—	10.63	(12.94)	2,595	1.06 <sup>(f)</sup>	1.07 <sup>(f)</sup>	(0.40) <sup>(f)</sup>	109
<b>Investor Class</b>												
Year ended 10/31/11	15.11	(0.06)	0.61	0.55	—	15.66	3.64	9,214	1.28 <sup>(d)</sup>	1.28 <sup>(d)</sup>	(0.35) <sup>(d)</sup>	127
Year ended 10/31/10	12.45	(0.06)	2.72	2.66	—	15.11	21.37	10,420	1.31	1.31	(0.47)	68
Year ended 10/31/09	10.64	(0.08)	1.89	1.81	—	12.45	17.01	9,292	1.44	1.44	(0.72)	94
Year ended 10/31/08	21.60	(0.10)	(8.84)	(8.94)	(2.02)	10.64	(45.27)	6,261	1.25	1.26	(0.59)	109
Year ended 10/31/07	19.74	(0.13)	3.99	3.86	(2.00)	21.60	21.12	12,237	1.20	1.20	(0.62)	99
<b>Institutional Class</b>												
Year ended 10/31/11	15.98	0.01	0.65	0.66	—	16.64	4.13	43,054	0.85 <sup>(d)</sup>	0.85 <sup>(d)</sup>	0.08 <sup>(d)</sup>	127
Year ended 10/31/10	13.11	0.00	2.87	2.87	—	15.98	21.89	64,392	0.84	0.84	0.01	68
Year ended 10/31/09	11.13	(0.02)	2.00	1.98	—	13.11	17.79	94,145	0.88	0.88	(0.16)	94
Year ended 10/31/08	22.42	(0.03)	(9.24)	(9.27)	(2.02)	11.13	(45.07)	87,467	0.80	0.81	(0.14)	109
Year ended 10/31/07	20.33	(0.04)	4.13	4.09	(2.00)	22.42	21.68	133,433	0.75	0.75	(0.17)	99

(a) Calculated using average shares outstanding.

(b) Includes adjustments in accordance with accounting principles generally accepted in the United States of America and as such, the net asset value for financial reporting purposes and the returns based upon those net asset values may differ from the net asset value and returns for shareholder transactions. Does not include sales charges and is not annualized for periods less than one year, if applicable.

(c) Portfolio turnover is calculated at the fund level and is not annualized for periods less than one year, if applicable.

(d) Ratios are based on average daily net assets (000's omitted) of \$571,725, \$43,422, \$60,967, \$39,770, \$7,128, \$10,635 and \$53,055 for Class A, Class B, Class C, Class R, Class Y, Investor Class and Institutional Class shares, respectively.

(e) Commencement date of October 3, 2008.

(f) Annualized.

## Invesco Charter Fund

	Net asset value, beginning of period	Net investment income (loss) <sup>(a)</sup>	Net gains (loss) on securities (both realized and unrealized)	Total from investment operations	Dividends from net investment income	Net asset value, end of period	Total Return <sup>(b)</sup>	Net assets, end of period (000s omitted)	Ratio of expenses to average net assets with fee waivers and/or expenses absorbed	Ratio of expenses to average net assets without fee waivers and/or expenses absorbed	Ratio of net investment income (loss) to average net assets	Portfolio turnover <sup>(c)</sup>
<b>Class A</b>												
Year ended 10/31/11	\$15.30	\$ 0.10	\$ 1.04	\$ 1.14	\$(0.06)	\$16.38	7.50%	\$4,009,014	1.10% <sup>(e)</sup>	1.13% <sup>(e)</sup>	0.64% <sup>(e)</sup>	40%
Year ended 10/31/10	14.16	0.07	1.16 <sup>(d)</sup>	1.23	(0.09)	15.30	8.72 <sup>(d)</sup>	4,027,296	1.14	1.18	0.45	48
Year ended 10/31/09	12.46	0.09	1.76 <sup>(d)</sup>	1.85	(0.15)	14.16	15.19 <sup>(d)</sup>	3,915,161	1.26	1.29	0.76	32
Year ended 10/31/08	17.30	0.14	(4.76)	(4.62)	(0.22)	12.46	(27.00)	3,454,370	1.19	1.23	0.88	38
Year ended 10/31/07	14.96	0.20	2.25 <sup>(d)</sup>	2.45	(0.11)	17.30	16.44 <sup>(d)</sup>	5,005,716	1.16	1.19	1.25	39
<b>Class B</b>												
Year ended 10/31/11	14.69	(0.02)	1.00	0.98	—	15.67	6.67	169,243	1.85 <sup>(e)</sup>	1.88 <sup>(e)</sup>	(0.11) <sup>(e)</sup>	40
Year ended 10/31/10	13.62	(0.04)	1.11 <sup>(d)</sup>	1.07	—	14.69	7.86 <sup>(d)</sup>	211,105	1.89	1.93	(0.30)	48
Year ended 10/31/09	11.91	0.00	1.71 <sup>(d)</sup>	1.71	—	13.62	14.36 <sup>(d)</sup>	281,911	2.01	2.04	0.01	32
Year ended 10/31/08	16.50	0.02	(4.54)	(4.52)	(0.07)	11.91	(27.51)	388,985	1.94	1.98	0.13	38
Year ended 10/31/07	14.30	0.08	2.14 <sup>(d)</sup>	2.22	(0.02)	16.50	15.56 <sup>(d)</sup>	1,067,897	1.91	1.94	0.50	39
<b>Class C</b>												
Year ended 10/31/11	14.73	(0.02)	1.00	0.98	—	15.71	6.65	257,790	1.85 <sup>(e)</sup>	1.88 <sup>(e)</sup>	(0.11) <sup>(e)</sup>	40
Year ended 10/31/10	13.65	(0.04)	1.12	1.08	—	14.73	7.91 <sup>(d)</sup>	245,757	1.89	1.93	(0.30)	48
Year ended 10/31/09	11.94	0.00	1.71 <sup>(d)</sup>	1.71	—	13.65	14.32 <sup>(d)</sup>	226,830	2.01	2.04	0.01	32
Year ended 10/31/08	16.55	0.02	(4.56)	(4.54)	(0.07)	11.94	(27.55)	179,759	1.94	1.98	0.13	38
Year ended 10/31/07	14.34	0.08	2.15 <sup>(d)</sup>	2.23	(0.02)	16.55	15.58 <sup>(d)</sup>	272,904	1.91	1.94	0.50	39
<b>Class R</b>												
Year ended 10/31/11	15.18	0.06	1.04	1.10	(0.03)	16.25	7.26	66,405	1.35 <sup>(e)</sup>	1.38 <sup>(e)</sup>	0.39 <sup>(e)</sup>	40
Year ended 10/31/10	14.07	0.03	1.15 <sup>(d)</sup>	1.18	(0.07)	15.18	8.43 <sup>(d)</sup>	57,003	1.39	1.43	0.20	48
Year ended 10/31/09	12.38	0.07	1.75 <sup>(d)</sup>	1.82	(0.13)	14.07	14.93 <sup>(d)</sup>	25,096	1.51	1.54	0.51	32
Year ended 10/31/08	17.18	0.10	(4.73)	(4.63)	(0.17)	12.38	(27.19)	7,717	1.44	1.48	0.63	38
Year ended 10/31/07	14.87	0.16	2.23 <sup>(e)</sup>	2.39	(0.08)	17.18	16.12 <sup>(e)</sup>	6,565	1.41	1.44	1.00	39
<b>Class S</b>												
Year ended 10/31/11	15.31	0.12	1.04	1.16	(0.08)	16.39	7.62	21,080	1.00 <sup>(e)</sup>	1.03 <sup>(e)</sup>	0.74 <sup>(e)</sup>	40
Year ended 10/31/10	14.16	0.08	1.16 <sup>(d)</sup>	1.24	(0.09)	15.31	8.80 <sup>(d)</sup>	19,916	1.04	1.08	0.55	48
Year ended 10/31/09 <sup>(f)</sup>	14.25	0.01	(0.10)	(0.09)	—	14.16	(0.63)	1,390	1.09 <sup>(g)</sup>	1.12 <sup>(g)</sup>	0.93 <sup>(g)</sup>	32
<b>Class Y</b>												
Year ended 10/31/11	15.36	0.15	1.04	1.19	(0.11)	16.44	7.78	186,623	0.85 <sup>(e)</sup>	0.88 <sup>(e)</sup>	0.89 <sup>(e)</sup>	40
Year ended 10/31/10	14.20	0.11	1.15 <sup>(d)</sup>	1.26	(0.10)	15.36	8.93 <sup>(d)</sup>	167,170	0.89	0.93	0.70	48
Year ended 10/31/09	12.46	0.13	1.77 <sup>(d)</sup>	1.90	(0.16)	14.20	15.54 <sup>(d)</sup>	70,187	1.01	1.04	1.01	32
Year ended 10/31/08 <sup>(f)</sup>	13.94	0.01	(1.49)	(1.48)	—	12.46	(10.62)	9,424	0.97 <sup>(g)</sup>	1.01 <sup>(g)</sup>	1.10 <sup>(g)</sup>	38
<b>Institutional Class</b>												
Year ended 10/31/11	15.77	0.17	1.07	1.24	(0.14)	16.87	7.92	404,441	0.73 <sup>(e)</sup>	0.76 <sup>(e)</sup>	1.01 <sup>(e)</sup>	40
Year ended 10/31/10	14.57	0.14	1.20 <sup>(d)</sup>	1.34	(0.14)	15.77	9.20 <sup>(d)</sup>	571,624	0.71	0.75	0.88	48
Year ended 10/31/09	12.83	0.16	1.80 <sup>(d)</sup>	1.96	(0.22)	14.57	15.74 <sup>(d)</sup>	328,081	0.75	0.78	1.27	32
Year ended 10/31/08	17.81	0.20	(4.88)	(4.68)	(0.30)	12.83	(26.68)	202,467	0.76	0.80	1.31	38
Year ended 10/31/07	15.38	0.28	2.31 <sup>(d)</sup>	2.59	(0.16)	17.81	16.96 <sup>(d)</sup>	134,745	0.73	0.76	1.68	39

(a) Calculated using average shares outstanding.

(b) Includes adjustments in accordance with accounting principles generally accepted in the United States of America and as such, the net asset value for financial reporting purposes and the returns based upon those net asset values may differ from the net asset value and returns for shareholder transactions. Does not include sales charges and is not annualized for periods less than one year, if applicable.

(c) Portfolio turnover is calculated at the fund level and is not annualized for periods less than one year, if applicable. For the period ending October 31, 2011, the portfolio turnover calculation excludes the value of securities purchased of \$158,423,180 and sold of \$177,461,241 in the effort to realign the Fund's portfolio holdings after the reorganization of Invesco Multi Sector Fund into the Fund.

(d) Includes litigation proceeds received during the period. Had the litigation proceeds not been received Net gains on securities (both realized and unrealized) per share for the year ended October 31, 2010 would have been \$1.11, \$1.06, \$1.07, \$1.10, \$1.11, \$1.10 and \$1.15 for Class A, Class B, Class C, Class R, Class S, Class Y and Institutional Class, respectively and total return would have been lower. Net gains on securities (both realized and unrealized) per share for the year ended October 31, 2009 would have been \$1.57, \$1.52, \$1.52, \$1.56, \$1.58 and \$1.61 for Class A, Class B, Class C, Class R, Class S, Class Y and Institutional Class, respectively and total return would have been lower. Net gains on securities (both realized and unrealized) per share for the year ended October 31, 2007 would have been \$2.12, \$2.01, \$2.02, \$2.10 and \$2.18 for Class A, Class B, Class C, Class R and Institutional Class, respectively and total return would have been lower.

(e) Ratios are based on average daily net assets (000's) of \$4,154,579, \$196,432, \$256,865, \$62,467, \$21,402, \$171,257 and \$425,998 for Class A, Class B, Class C, Class R, Class S, Class Y, and Institutional Class shares, respectively.

(f) Commencement date of September 25, 2009 and October 3, 2008 for Class S and Class Y shares, respectively.

(g) Annualized.

Invesco Constellation Fund

	Net asset value, beginning of period	Net investment income (loss) <sup>(a)</sup>	Net gains (losses) on securities (both realized and unrealized)	Total from investment operations	Dividends from net investment income	Net asset value, end of period	Total Return <sup>(b)</sup>	Net assets, end of period (000s omitted)	Ratio of expenses to average net assets with fee waivers and/or expenses absorbed	Ratio of expenses to average net assets without fee waivers and/or expenses absorbed	Ratio of net investment income (loss) to average net assets	Portfolio turnover <sup>(c)</sup>
<b>Class A</b>												
Year ended 10/31/11	\$21.86	\$(0.05)	\$ 0.59	\$ 0.54	\$ —	\$22.40	2.47%	\$2,417,873	1.27% <sup>(d)</sup>	1.29% <sup>(d)</sup>	(0.21)% <sup>(d)</sup>	126%
Year ended 10/31/10	18.66	(0.05)	3.32 <sup>(e)</sup>	3.27	(0.07)	21.86	17.55 <sup>(e)</sup>	2,712,368	1.32	1.34	(0.26)	53
Year ended 10/31/09	17.79	0.08	0.79 <sup>(e)</sup>	0.87	—	18.66	4.89 <sup>(e)</sup>	2,684,240	1.42	1.44	0.44	90
Year ended 10/31/08	31.12	(0.04)	(13.29)	(13.33)	—	17.79	(42.83)	2,945,536	1.25	1.27	(0.16)	96
Year ended 10/31/07	25.56	(0.07)	5.63	5.56	—	31.12	21.75	6,145,755	1.17	1.20	(0.25)	68
<b>Class B</b>												
Year ended 10/31/11	19.66	(0.20)	0.55	0.35	—	20.01	1.78	97,318	2.02 <sup>(d)</sup>	2.04 <sup>(d)</sup>	(0.96) <sup>(d)</sup>	126
Year ended 10/31/10	16.85	(0.18)	2.99 <sup>(e)</sup>	2.81	—	19.66	16.68 <sup>(e)</sup>	145,817	2.07	2.09	(1.01)	53
Year ended 10/31/09	16.20	(0.05)	0.70 <sup>(e)</sup>	0.65	—	16.85	4.01 <sup>(e)</sup>	179,737	2.17	2.19	(0.31)	90
Year ended 10/31/08	28.54	(0.21)	(12.13)	(12.34)	—	16.20	(43.24)	281,592	2.00	2.02	(0.91)	96
Year ended 10/31/07	23.62	(0.25)	5.17	4.92	—	28.54	20.83	844,018	1.92	1.95	(1.00)	68
<b>Class C</b>												
Year ended 10/31/11	19.66	(0.20)	0.54	0.34	—	20.00	1.73	90,152	2.02 <sup>(d)</sup>	2.04 <sup>(d)</sup>	(0.96) <sup>(d)</sup>	126
Year ended 10/31/10	16.85	(0.18)	2.99 <sup>(e)</sup>	2.81	—	19.66	16.68 <sup>(e)</sup>	100,596	2.07	2.09	(1.01)	53
Year ended 10/31/09	16.19	(0.05)	0.71 <sup>(e)</sup>	0.66	—	16.85	4.08 <sup>(e)</sup>	101,671	2.17	2.19	(0.31)	90
Year ended 10/31/08	28.52	(0.21)	(12.12)	(12.33)	—	16.19	(43.23)	115,004	2.00	2.02	(0.91)	96
Year ended 10/31/07	23.61	(0.25)	5.16	4.91	—	28.52	20.80	256,377	1.92	1.95	(1.00)	68
<b>Class R</b>												
Year ended 10/31/11	21.55	(0.11)	0.59	0.48	—	22.03	2.23	8,581	1.52 <sup>(d)</sup>	1.54 <sup>(d)</sup>	(0.46) <sup>(d)</sup>	126
Year ended 10/31/10	18.40	(0.10)	3.27 <sup>(e)</sup>	3.17	(0.02)	21.55	17.26 <sup>(e)</sup>	10,155	1.57	1.59	(0.51)	53
Year ended 10/31/09	17.59	0.03	0.78 <sup>(e)</sup>	0.81	—	18.40	4.60 <sup>(e)</sup>	8,987	1.67	1.69	0.19	90
Year ended 10/31/08	30.84	(0.10)	(13.15)	(13.25)	—	17.59	(42.96)	8,976	1.50	1.52	(0.41)	96
Year ended 10/31/07	25.41	(0.14)	5.57	5.43	—	30.84	21.37	14,580	1.42	1.45	(0.50)	68
<b>Class Y</b>												
Year ended 10/31/11	21.92	0.01	0.60	0.61	—	22.53	2.78	13,272	1.02 <sup>(d)</sup>	1.04 <sup>(d)</sup>	0.04 <sup>(d)</sup>	126
Year ended 10/31/10	18.71	0.00	3.32 <sup>(e)</sup>	3.32	(0.11)	21.92	17.83 <sup>(e)</sup>	13,229	1.07	1.09	(0.01)	53
Year ended 10/31/09	17.80	0.12	0.79 <sup>(e)</sup>	0.91	—	18.71	5.11 <sup>(e)</sup>	13,003	1.17	1.19	0.69	90
Year ended 10/31/08	—	—	—	—	—	—	—	—	—	—	—	—
Year ended 10/31/07	19.99	0.00	(2.19)	(2.19)	—	17.80	(10.96)	5,827	1.05 <sup>(g)</sup>	1.07 <sup>(g)</sup>	0.04 <sup>(g)</sup>	96
<b>Institutional Class</b>												
Year ended 10/31/11	24.26	0.08	0.66	0.74	—	25.00	3.05	21,158	0.73 <sup>(d)</sup>	0.75 <sup>(d)</sup>	0.33 <sup>(d)</sup>	126
Year ended 10/31/10	20.70	0.07	3.68 <sup>(e)</sup>	3.75	(0.19)	24.26	18.22 <sup>(e)</sup>	24,534	0.76	0.78	0.30	53
Year ended 10/31/09	19.61	0.21	0.88 <sup>(e)</sup>	1.09	—	20.70	5.56 <sup>(e)</sup>	45,219	0.75	0.77	1.11	90
Year ended 10/31/08	34.14	0.09	(14.62)	(14.53)	—	19.61	(42.56)	52,187	0.78	0.80	0.31	96
Year ended 10/31/07	27.92	0.06	6.16	6.22	—	34.14	22.28	115,443	0.71	0.74	0.21	68

- (a) Calculated using average shares outstanding.
- (b) Includes adjustments in accordance with accounting principles generally accepted in the United States of America and as such, the net asset value for financial reporting purposes and the returns based upon those net asset values may differ from the net asset value and returns for shareholder transactions. Does not include sales charges and is not annualized for periods less than one year, if applicable.
- (c) Portfolio turnover is calculated at the fund level and is not annualized for periods less than one year, if applicable.
- (d) Ratios are based on average daily net assets (000's) of \$2,684,321, \$126,733, \$100,012, \$9,783, \$13,953 and \$23,784 for Class A, Class B, Class C, Class R, Class Y and Institutional Class shares, respectively.
- (e) Includes litigation proceeds received during the period. Had the litigation proceeds not been received, net gains on securities (both realized and unrealized) per share, for the year ended October 31, 2010, would have been \$2.62, \$2.29, \$2.29, \$2.57, \$2.62 and \$2.98 for Class A, Class B, Class C, Class R, Class Y and Institutional Class shares, respectively, and total returns would have been lower; net gains on securities (both realized and unrealized) per share, for the year ended October 31, 2009, would have been \$0.61, \$0.52, \$0.53, \$0.60, \$0.61 and \$0.70 for Class A, Class B, Class C, Class R, Class Y and Institutional Class shares, respectively, and total returns would have been lower.
- (f) Commencement date of October 3, 2008.
- (g) Annualized.

Invesco Diversified Dividend Fund

	Net asset value, beginning of period	Net investment income	Net gains (losses) on securities (both realized and unrealized)	Total from investment operations	Dividends from net investment income	Distributions from net realized gains	Total Distributions	Net asset value, end of period	Total Return <sup>(a)</sup>	Net assets, end of period (000s omitted)	Ratio of expenses to average net assets with fee waivers and/or expenses absorbed	Ratio of expenses to average net assets without fee waivers and/or expenses absorbed	Ratio of net investment income to average net assets	Portfolio turnover <sup>(b)</sup>
<b>Class A</b>														
Year ended 10/31/11	\$11.67	\$0.19 <sup>(c)</sup>	\$ 0.29	\$ 0.48	\$(0.23)	\$ —	\$(0.23)	\$11.92	4.15%	\$2,121,824	0.94% <sup>(d)</sup>	0.97% <sup>(d)</sup>	1.64% <sup>(d)</sup>	20%
Year ended 10/31/10	10.18	0.25 <sup>(c)</sup>	1.43	1.68	(0.19)	—	(0.19)	11.67	16.64	377,758	1.01	1.02	2.23	13
Year ended 10/31/09	9.43	0.19 <sup>(c)</sup>	0.75	0.94	(0.19)	—	(0.19)	10.18	10.42	185,274	1.11	1.12	2.17	24
Year ended 10/31/08	14.27	0.23 <sup>(c)</sup>	(3.89)	(3.66)	(0.24)	(0.94)	(1.18)	9.43	(27.56)	157,407	1.01	1.02	1.93	18
Year ended 10/31/07	13.88	0.20	0.99	1.19	(0.21)	(0.59)	(0.80)	14.27	8.86	237,467	1.00	1.00	1.45	17
<b>Class B</b>														
Year ended 10/31/11	11.55	0.11 <sup>(c)</sup>	0.28	0.39	(0.14)	—	(0.14)	11.80	3.39	36,873	1.69 <sup>(d)</sup>	1.72 <sup>(d)</sup>	0.89 <sup>(d)</sup>	20
Year ended 10/31/10	10.08	0.16 <sup>(c)</sup>	1.42	1.58	(0.11)	—	(0.11)	11.55	15.75	32,600	1.76	1.77	1.48	13
Year ended 10/31/09	9.34	0.13 <sup>(c)</sup>	0.74	0.87	(0.13)	—	(0.13)	10.08	9.58	30,490	1.86	1.87	1.42	24
Year ended 10/31/08	14.14	0.15 <sup>(c)</sup>	(3.86)	(3.71)	(0.15)	(0.94)	(1.09)	9.34	(28.06)	36,934	1.69	1.76	1.25	18
Year ended 10/31/07	13.76	0.11	0.98	1.09	(0.12)	(0.59)	(0.71)	14.14	8.15	85,172	1.65	1.75	0.80	17
<b>Class C</b>														
Year ended 10/31/11	11.53	0.11 <sup>(c)</sup>	0.29	0.40	(0.14)	—	(0.14)	11.79	3.48	120,031	1.69 <sup>(d)</sup>	1.72 <sup>(d)</sup>	0.89 <sup>(d)</sup>	20
Year ended 10/31/10	10.07	0.16 <sup>(c)</sup>	1.41	1.57	(0.11)	—	(0.11)	11.53	15.66	52,755	1.76	1.77	1.48	13
Year ended 10/31/09	9.33	0.13 <sup>(c)</sup>	0.74	0.87	(0.13)	—	(0.13)	10.07	9.59	36,573	1.86	1.87	1.42	24
Year ended 10/31/08	14.12	0.15 <sup>(c)</sup>	(3.85)	(3.70)	(0.15)	(0.94)	(1.09)	9.33	(28.02)	30,998	1.69	1.76	1.25	18
Year ended 10/31/07	13.74	0.11	0.98	1.09	(0.12)	(0.59)	(0.71)	14.12	8.16	52,524	1.65	1.75	0.80	17
<b>Class R</b>														
Year ended 10/31/11	11.70	0.17 <sup>(c)</sup>	0.29	0.46	(0.20)	—	(0.20)	11.96	3.97	19,261	1.19 <sup>(d)</sup>	1.22 <sup>(d)</sup>	1.39 <sup>(d)</sup>	20
Year ended 10/31/10	10.19	0.22 <sup>(c)</sup>	1.46	1.68	(0.17)	—	(0.17)	11.70	16.55	7,693	1.26	1.27	1.98	13
Year ended 10/31/09	9.44	0.18 <sup>(c)</sup>	0.74	0.92	(0.17)	—	(0.17)	10.19	10.14	3,341	1.36	1.37	1.92	24
Year ended 10/31/08	14.28	0.20 <sup>(c)</sup>	(3.89)	(3.69)	(0.21)	(0.94)	(1.15)	9.44	(27.73)	902	1.26	1.27	1.68	18
Year ended 10/31/07	13.88	0.17	1.00	1.17	(0.18)	(0.59)	(0.77)	14.28	8.67	740	1.25	1.25	1.20	17
<b>Class Y</b>														
Year ended 10/31/11	11.68	0.23 <sup>(c)</sup>	0.30	0.53	(0.27)	—	(0.27)	11.94	4.50	131,365	0.69 <sup>(d)</sup>	0.72 <sup>(d)</sup>	1.89 <sup>(d)</sup>	20
Year ended 10/31/10	10.19	0.28 <sup>(c)</sup>	1.43	1.71	(0.22)	—	(0.22)	11.68	16.91	31,529	0.76	0.77	2.48	13
Year ended 10/31/09	9.43	0.22 <sup>(c)</sup>	0.76	0.98	(0.22)	—	(0.22)	10.19	10.79	5,893	0.86	0.88	2.42	24
Year ended 10/31/08	10.84	0.01 <sup>(c)</sup>	(1.42)	(1.41)	0.00	—	0.00	9.43	(13.01)	2,213	0.82 <sup>(f)</sup>	0.82 <sup>(f)</sup>	2.12 <sup>(f)</sup>	18
<b>Investor Class</b>														
Year ended 10/31/11	11.66	0.21 <sup>(c)</sup>	0.29	0.50	(0.24)	—	(0.24)	11.92	4.32	1,253,533	0.87 <sup>(d)</sup>	0.90 <sup>(d)</sup>	1.71 <sup>(d)</sup>	20
Year ended 10/31/10	10.18	0.26 <sup>(c)</sup>	1.42	1.68	(0.20)	—	(0.20)	11.66	16.62	1,089,663	0.92	0.93	2.32	13
Year ended 10/31/09	9.42	0.20 <sup>(c)</sup>	0.76	0.96	(0.20)	—	(0.20)	10.18	10.63	986,096	1.01	1.03	2.27	24
Year ended 10/31/08	14.26	0.24 <sup>(c)</sup>	(3.89)	(3.65)	(0.25)	(0.94)	(1.19)	9.42	(27.50)	963,835	0.93	0.94	2.01	18
Year ended 10/31/07	13.88	0.22	0.98	1.20	(0.23)	(0.59)	(0.82)	14.26	8.91	1,472,311	0.91	0.91	1.54	17
<b>Institutional Class</b>														
Year ended 10/31/11	11.67	0.24 <sup>(c)</sup>	0.29	0.53	(0.28)	—	(0.28)	11.92	4.53	443,581	0.58 <sup>(d)</sup>	0.59 <sup>(d)</sup>	2.00 <sup>(d)</sup>	20

Year ended 10/31/10	10.18	0.29 <sup>(c)</sup>	1.43	1.72	(0.23)	—	(0.23)	11.67	17.05	254,392	0.64	0.65	2.61	13
Year ended 10/31/09	9.43	0.23 <sup>(c)</sup>	0.75	0.98	(0.23)	—	(0.23)	10.18	10.88	58,842	0.69	0.69	2.60	24
Year ended 10/31/08	14.26	0.27 <sup>(c)</sup>	(3.88)	(3.61)	(0.28)	(0.94)	(1.22)	9.43	(27.25)	39,425	0.67	0.68	2.27	18
Year ended 10/31/07	13.88	0.25	0.98	1.23	(0.26)	(0.59)	(0.85)	14.26	9.17	53,464	0.66	0.66	1.79	17

- (a) Includes adjustments in accordance with accounting principles generally accepted in the United States of America and as such, the net asset value for financial reporting purposes and the returns based upon those net asset values may differ from the net asset value and returns for shareholder transactions. Does not include sales charges and is not annualized for periods less than one year, if applicable.
- (b) Portfolio turnover is calculated at the fund level and is not annualized for periods less than one year, if applicable. For the period ending October 31, 2011, the portfolio turnover calculation excludes the value of securities purchased of \$1,261,900,843 and sold of \$210,298,763 in the effort to realign the Fund's portfolio holdings after the reorganization of Invesco Dividend Growth Fund, Invesco Financial Services Fund and Invesco Van Kampen Core Equity Fund into the Fund.
- (c) Calculated using average shares outstanding.
- (d) Ratios are based on average daily net assets ('000's) of \$985,476, \$37,950, \$88,287, \$13,558, \$90,779, \$1,198,323 and \$344,916 for Class A, Class B, Class C, Class R, Class Y, Investor Class and Institutional Class shares, respectively.
- (e) Commencement date of October 3, 2008.
- (f) Annualized.

19 Invesco Equity Funds

Invesco Summit Fund

	Net asset value, beginning of period	Net investment income (loss) <sup>(d)</sup>	Net gains (losses) on securities (both realized and unrealized)	Total from investment operations	Dividends from net investment income	Distributions from net realized gains	Total Distributions	Net asset value, end of period	Total Return <sup>(b)</sup>	Net assets, end of period (000s omitted)	Ratio of expenses to average net assets with fee waivers and/or expense absorbed	Ratio of expenses to average net assets without fee waivers and/or expense absorbed	Ratio of net investment income (loss) to average net assets	Portfolio turnover <sup>(c)</sup>
<b>Class A</b>														
Year ended 10/31/11	\$11.09	\$ 0.00	\$ 0.47	\$ 0.47	\$(0.00)	\$ —	\$(0.00)	\$11.56	4.25%	\$ 17,763	1.06% <sup>(d)</sup>	1.07% <sup>(d)</sup>	0.00% <sup>(d)</sup>	59%
Year ended 10/31/10	9.55	0.00	1.61	1.61	(0.07)	—	(0.07)	11.09	16.89	21,981	1.09	1.10	0.00	53
Year ended 10/31/09	9.81	0.06	0.33	0.39	(0.05)	(0.60)	(0.65)	9.55	4.99	24,855	1.12	1.13	0.70	89
Year ended 10/31/08	15.42	0.05	(5.40)	(5.35)	(0.06)	(0.20)	(0.26)	9.81	(35.26)	25,529	1.06	1.07	0.34	79
Year ended 10/31/07	12.74	0.05	2.70	2.75	(0.07)	—	(0.07)	15.42	21.65	11,591	1.08	1.08	0.37	41
<b>Class B</b>														
Year ended 10/31/11	10.87	(0.09)	0.46	0.37	—	—	—	11.24	3.40	1,085	1.81 <sup>(d)</sup>	1.82 <sup>(d)</sup>	(0.75) <sup>(d)</sup>	59
Year ended 10/31/10	9.37	(0.08)	1.58	1.50	—	—	—	10.87	16.01	1,477	1.84	1.85	(0.75)	53
Year ended 10/31/09	9.64	(0.00)	0.33	0.33	—	(0.60)	(0.60)	9.37	4.31	1,975	1.87	1.88	(0.05)	89
Year ended 10/31/08	15.20	(0.05)	(5.30)	(5.35)	(0.01)	(0.20)	(0.21)	9.64	(35.70)	3,256	1.81	1.82	(0.41)	79
Year ended 10/31/07	12.64	(0.05)	2.66	2.61	(0.05)	—	(0.05)	15.20	20.74	2,727	1.83	1.83	(0.38)	41
<b>Class C</b>														
Year ended 10/31/11	10.85	(0.09)	0.47	0.38	—	—	—	11.23	3.50	1,968	1.81 <sup>(d)</sup>	1.82 <sup>(d)</sup>	(0.75) <sup>(d)</sup>	59
Year ended 10/31/10	9.36	(0.08)	1.57	1.49	—	—	—	10.85	15.92	2,435	1.84	1.85	(0.75)	53
Year ended 10/31/09	9.63	(0.00)	0.33	0.33	—	(0.60)	(0.60)	9.36	4.31	3,145	1.87	1.88	(0.05)	89
Year ended 10/31/08	15.20	(0.05)	(5.31)	(5.36)	(0.01)	(0.20)	(0.21)	9.63	(35.77)	4,408	1.81	1.82	(0.41)	79
Year ended 10/31/07	12.64	(0.05)	2.66	2.61	(0.05)	—	(0.05)	15.20	20.74	995	1.83	1.83	(0.38)	41
<b>Class P</b>														
Year ended 10/31/11	11.15	0.02	0.48	0.50	(0.02)	—	(0.02)	11.63	4.46	1,545,006	0.91 <sup>(d)</sup>	0.92 <sup>(d)</sup>	0.15 <sup>(d)</sup>	59
Year ended 10/31/10	9.60	0.02	1.60	1.62	(0.07)	—	(0.07)	11.15	16.97	1,663,462	0.94	0.95	0.15	53
Year ended 10/31/09	9.85	0.08	0.33	0.41	(0.06)	(0.60)	(0.66)	9.60	5.22	1,572,776	0.97	0.98	0.85	89
Year ended 10/31/08	15.47	0.07	(5.42)	(5.35)	(0.07)	(0.20)	(0.27)	9.85	(35.17)	1,554,240	0.91	0.92	0.49	79
Year ended 10/31/07	12.77	0.07	2.71	2.78	(0.08)	—	(0.08)	15.47	21.85	2,594,668	0.92	0.94	0.52	41
<b>Class S</b>														
Year ended 10/31/11	11.11	0.01	0.47	0.48	(0.01)	—	(0.01)	11.58	4.36	4,078	0.96 <sup>(d)</sup>	0.97 <sup>(d)</sup>	0.10 <sup>(d)</sup>	59
Year ended 10/31/10	9.56	0.01	1.61	1.62	(0.07)	—	(0.07)	11.11	16.99	4,246	0.99	1.00	0.10	53
Year ended 10/31/09 <sup>(e)</sup>	9.65	0.01	(0.10)	(0.09)	—	—	—	9.56	(0.93)	312	0.95 <sup>(f)</sup>	0.96 <sup>(f)</sup>	0.87 <sup>(f)</sup>	89
<b>Class Y</b>														
Year ended 10/31/11	11.11	0.03	0.47	0.50	(0.03)	—	(0.03)	11.58	4.48	1,186	0.81 <sup>(d)</sup>	0.82 <sup>(d)</sup>	0.25 <sup>(d)</sup>	59
Year ended 10/31/10	9.56	0.03	1.60	1.63	(0.08)	—	(0.08)	11.11	17.14	1,422	0.84	0.85	0.25	53
Year ended 10/31/09	9.81	0.09	0.32	0.41	(0.06)	(0.60)	(0.66)	9.56	5.26	2,201	0.87	0.88	0.95	89
Year ended 10/31/08 <sup>(e)</sup>	10.98	0.00	(1.17)	(1.17)	—	—	—	9.81	(10.66)	224	0.85 <sup>(f)</sup>	0.86 <sup>(f)</sup>	0.55 <sup>(f)</sup>	79
<b>Institutional Class</b>														
Year ended 10/31/11	11.14	0.04	0.47	0.51	(0.05)	—	(0.05)	11.60	4.54	77	0.74 <sup>(d)</sup>	0.75 <sup>(d)</sup>	0.32 <sup>(d)</sup>	59
Year ended 10/31/10	9.58	0.04	1.62	1.66	(0.10)	—	(0.10)	11.14	17.42	11	0.68	0.69	0.41	53
Year ended														

10/31/09	9.81	0.10	0.33	0.43	(0.06)	(0.60)	(0.66)	9.58	5.48	11,358	0.67	0.68	1.15	89
Year ended 10/31/08	10.98	0.00	(1.17)	(1.17)	—	—	—	9.81	(10.66)	10,762	0.80 <sup>(f)</sup>	0.81 <sup>(f)</sup>	0.60 <sup>(f)</sup>	79

- (a) Calculated using average shares outstanding.
- (b) Includes adjustments in accordance with accounting principles generally accepted in the United States of America and as such, the net asset value for financial reporting purposes and the returns based upon those net asset values may differ from the net asset value and returns for shareholder transactions. Does not include sales charges and is not annualized for periods less than one year, if applicable.
- (c) Portfolio turnover is calculated at the fund level and is not annualized for periods less than one year, if applicable.
- (d) Ratios are based on average daily net assets (000's omitted) of \$20,515, \$1,366, \$2,261, \$1,673,879, \$4,377, \$1,344 and \$21 for Class A, Class B, Class C, Class P, Class S, Class Y and Institutional Class shares, respectively.
- (e) Commencement date of September 25, 2009 for Class S shares and October 3, 2008 for Class Y and Institutional Class shares.
- (f) Annualized.

20 Invesco Equity Funds

## Hypothetical Investment and Expense Information

In connection with the final settlement reached between Invesco and certain of its affiliates with certain regulators, including the New York Attorney General's Office, the SEC and the Colorado Attorney General's Office (the settlement) arising out of certain market timing and unfair pricing allegations made against Invesco and certain of its affiliates, Invesco and certain of its affiliates agreed, among other things, to disclose certain hypothetical information regarding investment and expense information to Fund shareholders. The chart below is intended to reflect the annual and cumulative impact of the Fund's expenses, including investment advisory fees and other Fund costs, on the Fund's returns over a 10-year period. The example reflects the following:

- You invest \$10,000 in the Fund and hold it for the entire 10-year period; and
- Your investment has a 5% return before expenses each year.

There is no assurance that the annual expense ratio will be the expense ratio for the Fund classes for any of the years shown. This is only a hypothetical presentation made to illustrate what expenses and returns would be under the above scenarios; your actual returns and expenses are likely to differ (higher or lower) from those shown below.

<b>Invesco Capital Development Fund — INSTITUTIONAL</b>	<b>Year 1</b>	<b>Year 2</b>	<b>Year 3</b>	<b>Year 4</b>	<b>Year 5</b>	<b>Year 6</b>	<b>Year 7</b>	<b>Year 8</b>	<b>Year 9</b>	<b>Year 10</b>
Annual Expense Ratio <sup>1</sup>	0.85%	0.85%	0.85%	0.85%	0.85%	0.85%	0.85%	0.85%	0.85%	0.85%
Cumulative Return Before Expenses	5.00%	10.25%	15.76%	21.55%	27.63%	34.01%	40.71%	47.75%	55.13%	62.89%
Cumulative Return After Expenses	4.15%	8.47%	12.97%	17.66%	22.55%	27.63%	32.93%	38.44%	44.19%	50.17%
End of Year Balance	\$10,415.00	\$10,847.22	\$11,297.38	\$11,766.22	\$12,254.52	\$12,763.08	\$13,292.75	\$13,844.40	\$14,418.94	\$15,017.33
Estimated Annual Expenses	\$ 86.76	\$ 90.36	\$ 94.11	\$ 98.02	\$ 102.09	\$ 106.32	\$ 110.74	\$ 115.33	\$ 120.12	\$ 125.10
<b>Invesco Charter Fund — INSTITUTIONAL</b>	<b>Year 1</b>	<b>Year 2</b>	<b>Year 3</b>	<b>Year 4</b>	<b>Year 5</b>	<b>Year 6</b>	<b>Year 7</b>	<b>Year 8</b>	<b>Year 9</b>	<b>Year 10</b>
Annual Expense Ratio <sup>1</sup>	0.75%	0.75%	0.75%	0.75%	0.75%	0.75%	0.75%	0.75%	0.75%	0.75%
Cumulative Return Before Expenses	5.00%	10.25%	15.76%	21.55%	27.63%	34.01%	40.71%	47.75%	55.13%	62.89%
Cumulative Return After Expenses	4.25%	8.68%	13.30%	18.11%	23.13%	28.37%	33.82%	39.51%	45.44%	51.62%
End of Year Balance	\$10,425.00	\$10,868.06	\$11,329.96	\$11,811.48	\$12,313.47	\$12,836.79	\$13,382.35	\$13,951.10	\$14,544.02	\$15,162.14
Estimated Annual Expenses	\$ 76.59	\$ 79.85	\$ 83.24	\$ 86.78	\$ 90.47	\$ 94.31	\$ 98.32	\$ 102.50	\$ 106.86	\$ 111.40
<b>Invesco Constellation Fund — INSTITUTIONAL</b>	<b>Year 1</b>	<b>Year 2</b>	<b>Year 3</b>	<b>Year 4</b>	<b>Year 5</b>	<b>Year 6</b>	<b>Year 7</b>	<b>Year 8</b>	<b>Year 9</b>	<b>Year 10</b>
Annual Expense Ratio <sup>1</sup>	0.75%	0.75%	0.75%	0.75%	0.75%	0.75%	0.75%	0.75%	0.75%	0.75%
Cumulative Return Before Expenses	5.00%	10.25%	15.76%	21.55%	27.63%	34.01%	40.71%	47.75%	55.13%	62.89%
Cumulative Return After Expenses	4.25%	8.68%	13.30%	18.11%	23.13%	28.37%	33.82%	39.51%	45.44%	51.62%
End of Year Balance	\$10,425.00	\$10,868.06	\$11,329.96	\$11,811.48	\$12,313.47	\$12,836.79	\$13,382.35	\$13,951.10	\$14,544.02	\$15,162.14
Estimated Annual Expenses	\$ 76.59	\$ 79.85	\$ 83.24	\$ 86.78	\$ 90.47	\$ 94.31	\$ 98.32	\$ 102.50	\$ 106.86	\$ 111.40
<b>Invesco Diversified Dividend Fund — INSTITUTIONAL</b>	<b>Year 1</b>	<b>Year 2</b>	<b>Year 3</b>	<b>Year 4</b>	<b>Year 5</b>	<b>Year 6</b>	<b>Year 7</b>	<b>Year 8</b>	<b>Year 9</b>	<b>Year 10</b>
Annual Expense Ratio <sup>1</sup>	0.59%	0.59%	0.59%	0.59%	0.59%	0.59%	0.59%	0.59%	0.59%	0.59%
Cumulative Return Before Expenses	5.00%	10.25%	15.76%	21.55%	27.63%	34.01%	40.71%	47.75%	55.13%	62.89%
Cumulative Return After Expenses	4.41%	9.01%	13.82%	18.84%	24.08%	29.55%	35.27%	41.23%	47.46%	53.96%
End of Year Balance	\$10,441.00	\$10,901.45	\$11,382.20	\$11,884.16	\$12,408.25	\$12,955.45	\$13,526.79	\$14,123.32	\$14,746.16	\$15,396.46
Estimated Annual Expenses	\$ 60.30	\$ 62.96	\$ 65.74	\$ 68.64	\$ 71.66	\$ 74.82	\$ 78.12	\$ 81.57	\$ 85.16	\$ 88.92
<b>Invesco Summit Fund — INSTITUTIONAL</b>	<b>Year 1</b>	<b>Year 2</b>	<b>Year 3</b>	<b>Year 4</b>	<b>Year 5</b>	<b>Year 6</b>	<b>Year 7</b>	<b>Year 8</b>	<b>Year 9</b>	<b>Year 10</b>
Annual Expense Ratio <sup>1</sup>	0.75%	0.75%	0.75%	0.75%	0.75%	0.75%	0.75%	0.75%	0.75%	0.75%
Cumulative Return Before Expenses	5.00%	10.25%	15.76%	21.55%	27.63%	34.01%	40.71%	47.75%	55.13%	62.89%
Cumulative Return After Expenses	4.25%	8.68%	13.30%	18.11%	23.13%	28.37%	33.82%	39.51%	45.44%	51.62%
End of Year Balance	\$10,425.00	\$10,868.06	\$11,329.96	\$11,811.48	\$12,313.47	\$12,836.79	\$13,382.35	\$13,951.10	\$14,544.02	\$15,162.14
Estimated Annual Expenses	\$ 76.59	\$ 79.85	\$ 83.24	\$ 86.78	\$ 90.47	\$ 94.31	\$ 98.32	\$ 102.50	\$ 106.86	\$ 111.40

1 Your actual expenses may be higher or lower than those shown.

21 Invesco Equity Funds

## Shareholder Account Information

In addition to the Fund(s), Invesco serves as investment adviser to many other mutual funds. The following information is about the Institutional Classes of the Invesco Funds and Invesco Van Kampen Funds (Invesco Funds or Funds), which are offered only to certain eligible institutional investors.

If shares of the Funds are held in an account maintained by an intermediary or in the name of a conduit investment vehicle (and not in the name of an individual investor), the intermediary or conduit investment vehicle may impose rules which differ from, and/or charge a transaction or other fee in addition to, those described in this prospectus.

Additional information is available on the Internet at [www.invesco.com/us](http://www.invesco.com/us). Go to the tab for "Accounts & Services," then click on "Service Center," or consult the Fund's SAI, which is available on that same Web site or upon request free of charge. The Web site is not part of this prospectus.

### Suitability for Investors

The Institutional Class of the Fund is intended solely for use by institutional investors who (i) meet the eligibility requirements set forth below and (ii) trade through an omnibus, trust or similar account with the Fund. Institutional investors will receive an institutional level of fund services, which generally are limited to buying, selling or exchanging shares. Services such as dollar cost averaging and internet account access are generally limited to retail investors and are not available for institutional investor accounts.

Shares of the Institutional Class of the Fund are generally available for banks, trust companies and certain other financial intermediaries acting for the benefit of institutional client accounts, collective trust funds, entities acting for the account of a public entity (e.g., Taft-Hartley funds, states, cities or government agencies), funds of funds or other pooled investment vehicles, financial intermediaries and corporations investing for their own accounts, certain defined benefit plans, endowments, foundations and defined contribution plans offered pursuant to Sections 401, 457, 403(a), or 403(b) or (c) of the Internal Revenue Code (the Code) (defined contribution plans offered pursuant to Section 403(b) must be sponsored by a Section 501(c)(3) organization) which meet asset and/or minimum initial investment requirements.

As illustrated in the table below, the Institutional Class minimum investment amounts are as follows: (i) for an institutional investor that is a defined contribution plan for which the sponsor has combined defined contribution plan and defined benefit plan assets of at least \$100 million, there is no minimum initial investment requirement; otherwise the minimum initial investment requirement for an institutional investor that is a defined contribution plan is \$10 million per client sub-account; (ii) for an institutional investor that is a bank, trust company or certain other financial intermediaries acting for the benefit of institutional client accounts, the minimum initial investment requirement is \$10 million per client sub-account; (iii) for certain other institutional investors, the minimum initial investment requirement is \$1 million per client sub-account; and (iv) for defined benefit plans, funds of funds or other pooled investment vehicles, there is no minimum initial investment requirement.

### Purchasing Shares

If you hold your shares through a financial intermediary, your eligibility to purchase shares and the terms by which you may purchase, redeem and exchange shares may differ depending on that institution's policies.

### Shares Sold Without Sales Charges

You will not pay an initial or contingent deferred sales charge on purchases of any Institutional Class shares.

### Minimum Investments

The minimum investments for Institutional Class accounts are as follows:

Type of Account	Initial Investments	Additional Investments
Defined Contribution Plan (for which sponsor has \$100 million in combined DC and DB assets)	\$ 0	\$ 0
Defined Contribution Plan (for which sponsor has less than \$100 million in combined DC and DB assets)	\$10 M	\$ 0
Banks, Trust Companies and certain other financial intermediaries	\$10 M	\$ 0
Financial Intermediaries and other Corporations acting for their own accounts	\$ 1 M	\$ 0
Foundations or Endowments	\$ 1 M	\$ 0
Other institutional investors	\$ 1 M	\$ 0
Defined Benefit Plan	\$ 0	\$ 0
Pooled investment vehicles (e.g., Fund of Funds)	\$ 0	\$ 0

### How to Purchase Shares

#### Purchase Options

	Opening An Account	Adding To An Account
Through a Financial Adviser or Financial Intermediary	Contact your financial adviser or financial intermediary. The financial adviser or financial intermediary should mail your completed account application to the transfer agent, Invesco Investment Services, Inc., P.O. Box 219078, Kansas City, MO 64121-9078. The financial adviser or financial intermediary should call the transfer agent at (800) 659-1005 to receive a reference number. Then, use the following wire instructions: Beneficiary Bank ABA/Routing #: 011001234 Beneficiary Account Number: 729639 Beneficiary Account Name: Invesco Investment Services, Inc. RFB: Fund Name, Reference # OBI: Your Name, Account #	Contact your financial adviser or financial intermediary.
By Telephone and Wire	Open your account through a financial adviser or financial intermediary as described above.	Call the transfer agent at (800) 659-1005 and wire payment for your purchase order in accordance with the wire instructions listed above.

Purchase orders will not be processed unless the account application and purchase payment are received in good order. In accordance with the USA PATRIOT Act, if you fail to provide all the required information requested in the current account application, your purchase order will not be processed. Additionally, federal law requires that the Fund verify and record your identifying information.

### Automatic Dividend and Distribution Investment

All of your dividends and distributions may be paid in cash or reinvested in the same Fund at net asset value. Unless you specify otherwise, your dividends and distributions will automatically be reinvested in the same Fund.

## Redeeming Shares

### How to Redeem Shares

Through a Financial Adviser or Financial Intermediary

Contact your financial adviser or financial intermediary (including your retirement plan administrator). Redemption proceeds will be sent in accordance with the wire instructions specified in the account application provided to the transfer agent. The transfer agent must receive your financial adviser's or financial intermediary's call before the close of the customary trading session of the New York Stock Exchange (NYSE) on days the NYSE is open for business in order to effect the redemption at that day's closing price. Please contact your financial adviser or financial intermediary with respect to reporting of cost basis and available elections for your account.

By Telephone

A person who has been authorized in the account application to effect transactions may make redemptions by telephone. You must call the transfer agent before the close of the customary trading session of the NYSE on days the NYSE is open for business in order to effect the redemption at that day's closing price.

### Timing and Method of Payment

We normally will send out redemption proceeds within one business day, and in any event no more than seven days, after your redemption request is received in good order (meaning that all necessary information and documentation related to the redemption request have been provided to the transfer agent). If your request is not in good order, we may require additional documentation in order to redeem your shares. Payment may be postponed under unusual circumstances, as allowed by the Securities and Exchange Commission (SEC), such as when the NYSE restricts or suspends trading.

If you redeem by telephone, we will transmit the amount of redemption proceeds electronically to your pre-authorized bank account.

We use reasonable procedures to confirm that instructions communicated via telephone are genuine, and we are not liable for losses arising from actions taken in accordance with instructions that are reasonably believed to be genuine.

### Redemptions in Kind

Although the Funds generally intend to pay redemption proceeds solely in cash, the Funds reserve the right to determine in their sole discretion whether to satisfy redemption requests by making payment in securities or other property (known as a redemption in kind).

### Redemptions Initiated by the Funds

If the Fund determines that you have not provided a correct Social Security or other tax ID number on your account application, or the Fund is not able to verify your identity as required by law, the Fund may, at its discretion, redeem the account and distribute the proceeds to you.

### Exchanging Shares

You may, under most circumstances, exchange Institutional Class shares in one Fund for Institutional Class shares of another Fund. An exchange is the purchase of shares in one Fund which is paid for with the proceeds from a redemption of shares of another Fund effectuated on the same day. Any gain on the transaction may be subject to federal income tax. Before requesting an exchange, review the prospectus of the Fund you wish to acquire.

All exchanges are subject to the limitations set forth in the prospectuses of the Funds. If you wish to exchange shares of one Fund for those of another Fund, you must consult the prospectus of the Fund whose shares you wish to acquire to determine whether the Fund is offering shares to new investors and whether you are eligible to acquire shares of that Fund.

### Exchange Conditions

The following conditions apply to all exchanges:

- Shares must have been held for at least one day prior to the exchange with the exception of dividends and distributions that are reinvested; and
- If you have physical share certificates, you must return them to the transfer agent in order to effect the exchange.

Under unusual market conditions, a Fund may delay the exchange of shares for up to five business days if it determines that it would be materially disadvantaged by the immediate transfer of exchange proceeds. The exchange privilege is not an option or right to purchase shares.

Any of the participating Funds or the distributor may modify or terminate this privilege at any time.

### Rights Reserved by the Funds

Each Fund and its agent reserves the right at any time to:

- Reject or cancel all or any part of any purchase or exchange order.
- Modify any terms or conditions related to the purchase, redemption or exchange of shares of any Fund.
- Suspend, change or withdraw all or any part of the offering made by this prospectus.

### Excessive Short-Term Trading Activity (Market Timing) Disclosures

While the Funds provide their shareholders with daily liquidity, their investment programs are designed to serve long-term investors and are not designed to accommodate excessive short-term trading activity in violation of our policies described below. Excessive short-term trading activity in the Funds' shares (i.e., a purchase of Fund shares followed shortly thereafter by a redemption of such shares, or vice versa) may hurt the long-term performance of certain Funds by requiring them to maintain an excessive amount of cash or to liquidate portfolio holdings at a disadvantageous time, thus interfering with the efficient management of such Funds by causing them to incur increased brokerage and administrative costs. Where excessive short-term trading activity seeks to take advantage of arbitrage opportunities from stale prices for portfolio securities, the value of Fund shares held by long-term investors may be diluted. The Funds' Boards of Trustees (collectively, the Board) have adopted policies and procedures designed to discourage excessive or short-term trading of Fund shares for all Funds. However, there is the risk that these Funds' policies and procedures will prove ineffective in whole or in part to detect or prevent excessive or short-term trading. These Funds may alter their policies at any time without prior notice to shareholders if the adviser believes the change would be in the best interests of long-term shareholders.

Invesco and certain of its corporate affiliates (Invesco and such affiliates, collectively, the Invesco Affiliates) currently use the following tools designed to discourage excessive short-term trading in the retail Funds:

- Trade activity monitoring.
- Trading guidelines.
- Purchase blocking.
- The use of fair value pricing consistent with procedures approved by the Board.

Each of these tools is described in more detail below. Although these tools are designed to discourage excessive short-term trading, you should understand that none of these tools alone nor all of them taken together eliminate the possibility that excessive short-term trading activity in the Funds will occur. Moreover, each of these tools involves judgments that are inherently subjective. Invesco Affiliates seek to make these judgments to the best of their abilities in a manner that they believe is consistent with long-term shareholder interests.

**Trade Activity Monitoring**

Invesco Affiliates monitor selected trades on a daily basis in an effort to detect excessive short-term trading activities. If, as a result of this monitoring, Invesco Affiliates believe that a shareholder has engaged in excessive short-term trading, they will seek to act in a manner that they believe is consistent with the best interests of long-term investors, which may include taking steps such as (i) asking the shareholder to take action to stop such activities or (ii) refusing to process future purchases or exchanges related to such activities in the shareholder's accounts other than exchanges into a money market Fund. Invesco Affiliates will use reasonable efforts to apply the Funds' policies uniformly given the practical limitations described above.

The ability of Invesco Affiliates to monitor trades that are made through accounts that are maintained by intermediaries (rather than the Funds' transfer agent) and through conduit investment vehicles may be severely limited or non-existent.

**Trading Guidelines**

If a Fund or Invesco Affiliates, in their sole discretion determine that your short-term trading activity is excessive, the Fund may, in its sole discretion, reject any additional purchase and exchange orders.

**Purchase Blocking Policy**

The Funds (except those listed below) have adopted a policy under which any shareholder redeeming shares having a value of \$5,000 or more from a Fund on any trading day will be precluded from investing in that Fund for 30 calendar days after the redemption transaction date. The policy applies to redemptions and purchases that are part of exchange transactions. Under the purchase blocking policy, certain purchases will not be prevented and certain redemptions will not trigger a purchase block, such as: purchases and redemptions of shares having a value of less than \$5,000; systematic purchase, redemption and exchange account options; transfers of shares within the same Fund; non-discretionary rebalancing in fund-of-funds; asset allocation features; fee-based accounts; account maintenance fees; small balance account fees; plan-level omnibus retirement plans or employee benefit plans; death and disability and hardship distributions; loan transactions; transfers of assets; retirement plan rollovers; IRA conversions and re-characterizations; and mandatory distributions from retirement accounts.

The Funds reserve the right to modify any of the parameters (including those not listed above) of the purchase blocking policy at any time. Further, the purchase blocking policy may be waived with respect to specific shareholder accounts in those instances where Invesco Advisers, Inc. ("Invesco") determines that its surveillance procedures are adequate to detect frequent trading in Fund shares.

To the extent that certain systems or intermediaries (such as investment dealers holding shareholder accounts in street name, retirement plan record keepers, insurance company separate accounts and bank trust companies) are unable to apply the purchase blocking policy, Invesco will work with those system providers or intermediaries to apply their own procedures, provided that Invesco believes the procedures are reasonably designed to enforce the frequent trading policies of the Funds. You should refer to disclosures provided by the intermediaries with which you have an account to determine the specific trading restrictions that apply to you. If Invesco identifies any activity that may constitute frequent trading, it reserves the right to contact the intermediary and request that the intermediary either provide information regarding an account owner's transactions or restrict the account owner's trading. There is no guarantee that all instances of frequent trading in fund shares will be prevented.

The purchase blocking policy does not apply to Invesco Money Market Fund, Invesco Tax-Exempt Cash Fund, Premier Portfolio, Premier Tax-Exempt Portfolio and Premier U.S. Government Money Portfolio.

**Fair Value Pricing**

Securities owned by a Fund are to be valued at current market value if market quotations are readily available. All other securities and assets of a Fund for which market quotations are not readily available are to be valued at fair value determined in good faith using procedures approved by the Board. An effect of fair value pricing may be to reduce the ability of frequent traders to take advantage of arbitrage opportunities resulting from potentially "stale" prices of portfolio holdings. However, it cannot eliminate the possibility of frequent trading.

**Pricing of Shares****Determination of Net Asset Value**

The price of each Fund's shares is the Fund's net asset value per share. The Funds value portfolio securities for which market quotations are readily available at market value. The Funds value all other securities and assets for which market quotations are unavailable or unreliable at their fair value in good faith using procedures approved by the Board. The Board has delegated the daily determination of good faith fair value methodologies to Invesco's Valuation Committee, which acts in accordance with Board approved policies. On a quarterly basis, Invesco provides the Board various reports indicating the quality and effectiveness of its fair value decisions on portfolio holdings. Securities and other assets quoted in foreign currencies are valued in U.S. dollars based on the prevailing exchange rates on that day.

Even when market quotations are available, they may be stale or unreliable because the security is not traded frequently, trading on the security ceased before the close of the trading market or issuer specific events occurred after the security ceased trading or because of the passage of time between the close of the market on which the security trades and the close of the NYSE and when the Fund calculates its net asset value. Issuer specific events may cause the last market quotation to be unreliable. Such events may include a merger or insolvency, events which affect a geographical area or an industry segment, such as political events or natural disasters, or market events, such as a significant movement in the U.S. market. Where market quotations are not readily available, including where Invesco determines that the closing price of the security is unreliable, Invesco will value the security at fair value in good faith using procedures approved by the Board. Fair value pricing may reduce the ability of frequent traders to take advantage of arbitrage opportunities resulting from potentially "stale" prices of portfolio holdings. However, it cannot eliminate the possibility of frequent trading.

Fair value is that amount that the owner might reasonably expect to receive for the security upon its current sale. Fair value requires consideration of all appropriate factors, including indications of fair value available from pricing services. A fair value price is an estimated price and may vary from the prices used by other mutual funds to calculate their net asset values.

Invesco may use indications of fair value from pricing services approved by the Board. In other circumstances, the Invesco Valuation Committee may fair value securities in good faith using procedures approved by the Board. As a means of evaluating its fair value process, Invesco routinely compares closing market prices, the next day's opening prices for the security in its primary market if available, and indications of fair value from other sources. Fair value pricing methods and pricing services can change from time to time as approved by the Board.

Specific types of securities are valued as follows:

*Senior Secured Floating Rate Loans and Senior Secured Floating Rate Debt Securities.* Senior secured floating rate loans and senior secured floating rate debt securities are fair valued using evaluated quotes provided by an independent pricing service. Evaluated quotes provided by the pricing service may reflect appropriate factors such as market quotes, ratings, tranche type, industry, company performance, spread, individual trading characteristics, institution-size trading in similar groups of securities and other market data.

**Domestic Exchange Traded Equity Securities.** Market quotations are generally available and reliable for domestic exchange traded equity securities. If market quotations are not available or are unreliable, Invesco will value the security at fair value in good faith using procedures approved by the Board.

**Foreign Securities.** If market quotations are available and reliable for foreign exchange traded equity securities, the securities will be valued at the market quotations. Because trading hours for certain foreign securities end before the close of the NYSE, closing market quotations may become unreliable. If between the time trading ends on a particular security and the close of the customary trading session on the NYSE events occur that are significant and may make the closing price unreliable, the Fund may fair value the security. If an issuer specific event has occurred that Invesco determines, in its judgment, is likely to have affected the closing price of a foreign security, it will price the security at fair value. Invesco also relies on a screening process from a pricing vendor to indicate the degree of certainty, based on historical data, that the closing price in the principal market where a foreign security trades is not the current market value as of the close of the NYSE. For foreign securities where Invesco believes, at the approved degree of certainty, that the price is not reflective of current market value, Invesco will use the indication of fair value from the pricing service to determine the fair value of the security. The pricing vendor, pricing methodology or degree of certainty may change from time to time.

Fund securities primarily traded on foreign markets may trade on days that are not business days of the Fund. Because the net asset value of Fund shares is determined only on business days of the Fund, the value of the portfolio securities of a Fund that invests in foreign securities may change on days when you will not be able to purchase or redeem shares of the Fund.

**Fixed Income Securities.** Government, corporate, asset-backed and municipal bonds, convertible securities, including high yield or junk bonds, and loans, normally are valued on the basis of prices provided by independent pricing services. Prices provided by the pricing services may be determined without exclusive reliance on quoted prices, and may reflect appropriate factors such as institution-size trading in similar groups of securities, developments related to special securities, dividend rate, maturity and other market data. Prices received from pricing services are fair value prices. In addition, if the price provided by the pricing service and independent quoted prices are unreliable, the Invesco Valuation Committee will fair value the security using procedures approved by the Board.

**Short-term Securities.** Invesco High Income Municipal Fund and Invesco Tax-Free Intermediate Fund value variable rate securities that have an unconditional demand or put feature exercisable within seven days or less at par, which reflects the market value of such securities.

**Futures and Options.** Futures contracts are valued at the final settlement price set by the exchange on which they are principally traded. Options are valued on the basis of market quotations, if available.

**Swap Agreements.** Swap Agreements are fair valued using an evaluated quote provided by an independent pricing service. Evaluated quotes provided by the pricing service are based on a model that may include end of day net present values, spreads, ratings, industry and company performance.

**Open-end Funds.** To the extent a Fund invests in other open-end funds, other than open-end funds that are exchange traded, the investing Fund will calculate its net asset value using the net asset value of the underlying fund in which it invests, and the prospectuses for such other open-end Funds explain the circumstances under which they will use fair value pricing and the effects of using fair value pricing.

Each Fund determines the net asset value of its shares on each day the NYSE is open for business (a business day), as of the close of the customary trading session, or earlier NYSE closing time that day.

For financial reporting purposes and shareholder transactions on the last day of the fiscal quarter, transactions are normally accounted for on a trade date basis. For purposes of executing shareholder transactions in the normal course of business (other than shareholder transactions at a fiscal period-end), each Fund's portfolio securities transactions are recorded no later than the first business day following the trade date.

The Invesco Balanced-Risk Allocation Fund, Invesco Balanced-Risk Commodity Strategy Fund and Invesco Commodities Strategy Fund may each invest up to 25% of their total assets in shares of their respective subsidiaries (the Subsidiaries). The Subsidiaries offer to redeem all or a portion of their shares at the current net asset value per share every regular business day. The value of shares of the Subsidiaries will fluctuate with the value of the respective Subsidiary's portfolio investments. The Subsidiaries price their portfolio investments pursuant to the same pricing and valuation methodologies and procedures used by the Funds, which require, among other things, that each of the Subsidiaries' portfolio investments be marked-to-market (that is, the value on each of the Subsidiaries' books changes) each business day to reflect changes in the market value of the investment.

#### Timing of Orders

You can purchase, exchange or redeem shares on each business day prior to the close of the customary trading session or any earlier NYSE closing time that day. The Funds price purchase, exchange and redemption orders at the net asset value calculated after the transfer agent receives an order in good order. Any applicable sales charges are applied at the time an order is processed. A Fund may postpone the right of redemption only under unusual circumstances, as allowed by the SEC, such as when the NYSE restricts or suspends trading.

#### Taxes

A Fund intends to qualify each year as a regulated investment company and, as such, is not subject to entity-level tax on the income and gain it distributes to shareholders. If you are a taxable investor, dividends and distributions you receive from a Fund generally are taxable to you whether you reinvest distributions in additional Fund shares or take them in cash. Every year, you will be sent information showing the amount of dividends and distributions you received from a Fund during the prior calendar year. In addition, investors in taxable accounts should be aware of the following basic tax points as supplemented below where relevant:

#### Fund Tax Basics

- A Fund earns income generally in the form of dividends or interest on its investments. This income, less expenses incurred in the operation of a Fund, constitutes the Fund's net investment income from which dividends may be paid to you. If you are a taxable investor, distributions of net investment income generally are taxable to you as ordinary income.
- Distributions of net short-term capital gains are taxable to you as ordinary income. A Fund with a high portfolio turnover rate (a measure of how frequently assets within a Fund are bought and sold) is more likely to generate short-term capital gains than a Fund with a low portfolio turnover rate.
- Distributions of net long-term capital gains are taxable to you as long-term capital gains no matter how long you have owned your Fund shares.
- If you are an individual and meet certain holding period requirements, a portion of income dividends paid to you by a Fund may be designated as qualified dividend income eligible for taxation at long-term capital gain rates. These reduced rates generally are available (through 2012) for dividends derived from a Fund's investment in stocks of domestic corporations and qualified foreign corporations. In the case of a Fund that invests primarily in debt securities, either none or only a nominal portion of the dividends paid by the Fund will be eligible for taxation at these reduced rates.

- Distributions declared to shareholders with a record date in December—if paid to you by the end of January—are taxable for federal income tax purposes as if received in December.
- Any long-term or short-term capital gains realized on sale or redemption of your Fund shares will be subject to federal income tax. For tax purposes an exchange of your shares for shares of another Fund is the same as a sale. Your gain or loss is calculated by subtracting from the gross proceeds your cost basis. Gross proceeds and, for shares acquired on or after January 1, 2012 and disposed of after that date, cost basis will be reported to you and the Internal Revenue Service (IRS). Cost basis will be calculated using the Fund's default method of average cost, unless you instruct the Fund to use a different calculation method. As a service to you, the Fund will continue to provide to you (but not the IRS) cost basis information for shares acquired before 2012, when available, using the average cost method. Shareholders should carefully review the cost basis information provided by a Fund and make any additional basis, holding period or other adjustments that are required when reporting these amounts on their federal income tax returns. If you hold your Fund shares through a broker (or other nominee), please contact that broker (nominee) with respect to reporting of cost basis and available elections for your account. For more information about the cost basis methods offered by Invesco, please refer to the Tax Center located under the Accounts & Services menu of our website at [www.Invesco.com/us](http://www.Invesco.com/us).
- At the time you purchase your Fund shares, the Fund's net asset value may reflect undistributed income, undistributed capital gains, or net unrealized appreciation in value of portfolio securities held by the Fund. A subsequent distribution to you of such amounts, although constituting a return of your investment, would be taxable. This is sometimes referred to as "buying a dividend."
- By law, if you do not provide a Fund with your proper taxpayer identification number and certain required certifications, you may be subject to backup withholding on any distributions of income, capital gains, or proceeds from the sale of your shares. A Fund also must withhold if the IRS instructs it to do so. When withholding is required, the amount will be 28% of any distributions or proceeds paid (for distributions and proceeds paid after December 31, 2012, the rate is scheduled to rise to 31% unless the 28% rate is extended or made permanent).
- You will not be required to include the portion of dividends paid by the Fund derived from interest on U.S. government obligations in your gross income for purposes of personal and, in some cases, corporate income taxes in many state and local tax jurisdictions. The percentage of dividends that constitutes dividends derived from interest on federal obligations will be determined annually. This percentage may differ from the actual percentage of interest received by the Fund on federal obligations for the particular days on which you hold shares.
- For taxable years beginning after December 31, 2012, an additional 3.8% Medicare tax will be imposed on certain net investment income (including ordinary dividends and capital gain distributions received from a Fund and net gains from redemptions or other taxable dispositions of Fund shares) of U.S. individuals, estates and trusts to the extent that such person's "modified adjusted gross income" (in the case of an individual) or "adjusted gross income" (in the case of an estate or trust) exceeds a threshold amount.
- Fund distributions and gains from sale or exchange of your Fund shares generally are subject to state and local income taxes.
- If a Fund qualifies to pass through to you the tax benefits from foreign taxes it pays on its investments, and elects to do so, then any foreign taxes it pays on these investments may be passed through to you as a foreign tax credit. You will then be required to include your pro-rata share of these taxes in gross income, even though not actually received by you, and will be entitled either to deduct your share of these taxes in computing your taxable income, or to claim a foreign tax credit for these taxes against your U.S. federal income tax.
- Foreign investors should be aware that U.S. withholding, special certification requirements to avoid U.S. backup withholding and claim any treaty benefits and estate taxes may apply to an investment in a Fund.

The above discussion concerning the taxability of Fund dividends and distributions and of redemptions and exchanges of Fund shares is inapplicable to investors that generally are exempt from federal income tax, such as retirement plans that are qualified under Section 401 and 403 of the Code and individual retirement accounts (IRAs) and Roth IRAs.

#### **Tax-Exempt and Municipal Funds**

- You will not be required to include the "exempt-interest" portion of dividends paid by the Fund in your gross income for federal income tax purposes. You will be required to report the receipt of exempt-interest dividends and other tax-exempt interest on your federal income tax returns. The percentage of dividends that constitutes exempt-interest dividends will be determined annually. This percentage may differ from the actual percentage of exempt interest received by the Fund for the particular days in which you hold shares.
- A Fund may invest in municipal securities the interest on which constitutes an item of tax preference and could give rise to a federal alternative minimum tax liability for you, unless such municipal securities were issued in 2009 or 2010.
- Exempt-interest dividends from interest earned on municipal securities of a state, or its political subdivisions, generally are exempt from that state's personal income tax. Most states, however, do not grant tax-free treatment to interest from municipal securities of other states.
- A Fund may invest a portion of its assets in securities that pay income that is not tax-exempt. To the extent that dividends paid by a Fund are derived from taxable investments or realized capital gains, they will be taxable as ordinary income or long-term capital gains.
- A Fund may distribute to you any market discount and net short-term capital gains from the sale of its portfolio securities. If you are a taxable investor, Fund distributions from this income are taxable to you as ordinary income, and generally will neither qualify for the dividends received deduction in the case of corporate shareholders nor as qualified dividend income subject to reduced rates of taxation in the case of noncorporate shareholders.
- Exempt-interest dividends from a Fund are taken into account when determining the taxable portion of your social security or railroad retirement benefits, may be subject to state and local income taxes, may affect the deductibility of interest on certain indebtedness, and may have other collateral federal income tax consequences for you.
- There are risks that: (a) a security issued as tax-exempt may be reclassified by the IRS or a state tax authority as taxable and/or (b) future legislative, administrative or court actions could adversely impact the qualification of income from a tax-exempt security as tax-free. Such reclassifications or actions could cause interest from a security to become taxable, possibly retroactively, subjecting you to increased tax liability. In addition, such reclassifications or actions could cause the value of a security, and therefore, the value of the Fund's shares, to decline.

#### **Money Market Funds**

- A Fund does not anticipate realizing any long-term capital gains.
- Because a Fund expects to maintain a stable net asset value of \$1.00 per share, investors should not have any gain or loss on sale or exchange of Fund shares.

#### **Real Estate Funds**

- Because of "noncash" expenses such as property depreciation, the cash flow of a REIT that owns properties will exceed its taxable income. The REIT, and in turn a Fund, may distribute this excess cash to shareholders. Such a distribution is classified as a return of capital. Return-of capital distributions generally are not taxable to you. Your cost basis in

your Fund shares will be decreased by the amount of any return of capital. Any return of capital distributions in excess of your cost basis will be treated as capital gains.

- Dividends paid to shareholders from the Funds' investments in U.S. REITs generally will not qualify for taxation at long-term capital gain rates applicable to qualified dividend income.
- The Fund may derive "excess inclusion income" from certain equity interests in mortgage pooling vehicles either directly or through an investment in a U.S. REIT. Please see the SAI for a discussion of the risks and special tax consequences to shareholders in the event the Fund realizes excess inclusion income in excess of certain threshold amounts.
- The Fund's foreign shareholders should see the SAI for a discussion of the risks and special tax consequences to them from a sale of a U.S. real property interest by a REIT in which the Fund invests.

#### **Invesco Balanced-Risk Allocation Fund, Invesco Balanced-Risk Commodity Strategy Fund and Invesco Commodities Strategy Fund**

- The Funds' strategies of investing in derivatives and financially-linked instruments whose performance is expected to correspond to the fixed income, equity and commodity markets may cause the Funds to recognize more ordinary income and short-term capital gains taxable as ordinary income than would be the case if the Funds invested directly in debt instruments, stocks and commodities.
- The Funds must meet certain requirements under the Code for favorable tax treatment as a regulated investment company, including asset diversification and income requirements. The Funds intend to treat the income each derives from commodity-linked notes and their respective Subsidiary as qualifying income. If, contrary to a number of private letter rulings (PLRs) issued by the IRS, the IRS were to determine such income is non qualifying, a Fund might fail to satisfy the income requirement. In lieu of disqualification, the Funds are permitted to pay a tax for certain failures to satisfy the asset diversification or income requirements, which, in general, are limited to those due to reasonable cause and not willful neglect for taxable years of the Fund with respect to which the extended due date of the return is after December 22, 2010. The Funds intend to limit their investments in their respective Subsidiary to no more than 25% of the value of each Fund's total assets in order to satisfy the asset diversification requirement.
- The Invesco Balanced-Risk Allocation Fund and the Invesco Balanced-Risk Commodity Strategy Fund each have received a PLR from the IRS holding that income from a form of commodity-linked note is qualifying income. The Invesco Balanced-Risk Allocation Fund also has received a PLR from the IRS confirming that income derived by the Fund from its Subsidiary is qualifying income. The Invesco Balanced-Risk Commodity Strategy Fund has applied to the IRS for a PLR relating to its Subsidiary. However, the IRS has suspended issuance of any further PLRs pending a review of its position.

#### **Invesco Emerging Market Local Currency Debt Fund**

- The Fund may realize gains from the sale or other disposition of foreign currencies (including but not limited to gains from options, futures or forward contracts) derived from investing in securities or foreign currencies. The U.S. Treasury Department is authorized to issue regulations on whether the realization of such foreign currency gains is qualified income for the Fund. If such regulations are issued, the Fund may not qualify as a regulated investment company and/or the Fund may change its investment policy. As of the date of this prospectus, no regulations have been issued pursuant to this authorization. It is possible, however, that such regulations may be issued in the future. Additionally, the IRS has not issued any guidance on how to apply the asset diversification test to such foreign currency positions. Thus, the IRS' determination as to how to treat such foreign currency positions for purposes of satisfying the asset diversification test might differ from that of the Fund, resulting in the Fund's failure to qualify as a regulated investment company. In lieu of disqualification, the Fund is permitted to pay a tax for certain failures to satisfy the asset diversification or income requirements, which, in general, are limited to those due to reasonable cause and not willful neglect for taxable years of the Fund with respect to which the extended due date of the return is after December 22, 2010.

***This discussion of "Taxes" is for general information only and not tax advice. All investors should consult their own tax advisers as to the federal, state, local and foreign tax provisions applicable to them.***

#### **Payments to Financial Intermediaries**

Invesco Distributors, the distributor of the Funds, an Invesco Affiliate, or one or more of its corporate affiliates (collectively, Invesco Affiliates) may make cash payments to financial intermediaries in connection with the promotion and sale of shares of the Funds. These cash payments may include cash payments and other payments for certain marketing and support services. Invesco Affiliates make these payments from their own resources. In the context of this prospectus, "financial intermediaries" include any broker, dealer, bank (including bank trust departments), registered investment adviser, financial planner, retirement plan administrator, insurance company and any other financial intermediary having a selling, administration or similar agreement with Invesco Affiliates.

Invesco Affiliates make payments as incentives to certain financial intermediaries to promote and sell shares of the Funds. The benefits Invesco Affiliates receive when they make these payments include, among other things, placing the Fund on the financial intermediary's Funds sales system, and access (in some cases on a preferential basis over other competitors) to individual members of the financial intermediary's sales force or to the financial intermediary's management. These payments are sometimes referred to as "shelf space" payments because the payments compensate the financial intermediary for including the Funds in its Fund sales system (on its "sales shelf"). Invesco Affiliates compensate financial intermediaries differently depending typically on the level and/or type of considerations provided by the financial intermediary. The payments Invesco Affiliates make may be calculated based on sales of shares of the Funds (Sales-Based Payments), in which case the total amount of such payments shall not exceed 0.10% of the public offering price of all shares sold by the financial intermediary during the particular period. Payments may also be calculated based on the average daily net assets of the applicable Funds attributable to that particular financial intermediary (Asset-Based Payments), in which case the total amount of such cash payments shall not exceed 0.25% per annum of those assets during a defined period. Sales-Based Payments primarily create incentives to make new sales of shares of the Funds and Asset-Based Payments primarily create incentives to retain previously sold shares of the Funds in investor accounts. Invesco Affiliates may pay a financial intermediary either or both Sales-Based Payments and Asset-Based Payments.

Invesco Affiliates are motivated to make these payments as they promote the sale of Fund shares and the retention of those investments by clients of financial intermediaries. To the extent financial intermediaries sell more shares of the Funds or retain shares of the Funds in their clients' accounts, Invesco Affiliates benefit from the incremental management and other fees paid to Invesco Affiliates by the Funds with respect to those assets.

Invesco Affiliates also may make payments to certain financial intermediaries for certain administrative services, including record keeping and sub-accounting of shareholder accounts pursuant to a sub-transfer agency or sub-accounting agreement. All fees payable by Invesco Affiliates under this category of services are charged back to the Funds, subject to certain limitations approved by the Board.

You can find further details in the Fund's SAI about these payments and the services provided by financial intermediaries. In certain cases these payments could be significant to the financial intermediaries. Your

financial adviser may charge you additional fees or commissions other than those disclosed in this prospectus. You can ask your financial adviser about any payments it receives from Invesco Affiliates or the Funds, as well as about fees and/or commissions it charges.

**Important Notice Regarding Delivery of Security Holder Documents**

To reduce Fund expenses, only one copy of most shareholder documents may be mailed to shareholders with multiple accounts at the same address (Householding). Mailing of your shareholder documents may be househanded indefinitely unless you instruct us otherwise. If you do not want the mailing of these documents to be combined with those for other members of your household, please contact Invesco Investment Services, Inc. at 800-959-4246 or contact your financial institution. We will begin sending you individual copies for each account within thirty days after receiving your request.

A-7 The Invesco Funds—Institutional Class

---

---

## Obtaining Additional Information

More information may be obtained free of charge upon request. The SAI, a current version of which is on file with the SEC, contains more details about each Fund and is incorporated by reference into this prospectus (is legally a part of this prospectus). Annual and semi-annual reports to shareholders contain additional information about each Fund's investments. Each Fund's annual report also discusses the market conditions and investment strategies that significantly affected each Fund's performance during its last fiscal year. Each Fund also files its complete schedule of portfolio holdings with the SEC for the 1st and 3rd quarters of each fiscal year on Form N-Q.

If you have questions about an Invesco Fund or your account, or you wish to obtain a free copy of the Fund's current SAI, annual or semi-annual reports or Form N-Q, please contact us.

**By Mail:** **Invesco Investment Services, Inc.**  
**P.O. Box 219078**  
**Kansas City, MO 64121-9078**

**By Telephone:** **(800) 659-1005**

**On the Internet:** You can send us a request by e-mail or download prospectuses, SAIs, annual or semi-annual reports via our Web site:  
**[www.invesco.com/us](http://www.invesco.com/us)**

You can also review and obtain copies of each Fund's SAI, annual or semi-annual reports, Forms N-Q and other information at the SEC's Public Reference Room in Washington, DC; on the EDGAR database on the SEC's Web site (<http://www.sec.gov>); or, after paying a duplicating fee, by sending a letter to the SEC's Public Reference Section, Washington, DC 20549-1520 or by sending an electronic mail request to [publicinfo@sec.gov](mailto:publicinfo@sec.gov). Please call the SEC at 1-202-551-8090 for information about the Public Reference Room.

Invesco Capital Development Fund Invesco Charter Fund Invesco Constellation Fund and SEC 1940 Act file number: 811-01424	Invesco Diversified Dividend Fund Invesco Summit Fund
---	--



[www.invesco.com/us](http://www.invesco.com/us) AEF-PRO-1

Supplement to Prospectus dated 02/28/2012

---

AEF SUP-2 022812

**Supplement to Statutory Prospectus dated February 28, 2012**

The purpose of this supplement is to provide you with changes to the current Statutory Prospectus for Institutional Class Shares of the Funds listed below:

**Invesco Capital Development Fund**  
**Invesco Charter Fund**  
**Invesco Constellation Fund**  
**Invesco Diversified Dividend Fund**  
**Invesco Summit Fund**

Following a number of meetings in October and November 2011, the Board of Trustees of **Invesco Capital Development Fund** (the "Target Fund"), a series portfolio of **AIM Equity Funds (Invesco Equity Funds)**, has unanimously approved an Agreement and Plan of Reorganization (the "Agreement") pursuant to which the Target Fund would transfer all of its assets and liabilities to **Invesco Van Kampen Mid Cap Growth Fund** (the "Acquiring Fund"), a series portfolio of **AIM Sector Funds (Invesco Sector Funds)**, in exchange for shares of the Acquiring Fund that would be distributed to Target Fund shareholders.

The Agreement requires approval by the Target Fund shareholders and will be submitted to the shareholders for their consideration at a meeting to be held in or around April 2012. If the Agreement is approved by shareholders of the Target Fund and certain conditions required by the Agreement are satisfied, the reorganization is expected to be consummated shortly thereafter. Upon closing of the reorganization, shareholders of the Target Fund will receive a corresponding class of shares of the Acquiring Fund in exchange for their shares of the Target Fund and the Target Fund will liquidate and cease operations.

A combined Proxy Statement/Prospectus will be sent to shareholders of the Target Fund to seek their approval of the Agreement, which will include a full discussion of the reorganization and the factors the Board of Trustees considered in approving the Agreement.

If shareholders approve the reorganization, it is anticipated that the Target Fund will close to new investors as soon as practicable following shareholder approval through the consummation of the reorganization to facilitate a smooth transition of the Target Fund shareholders to the Acquiring Fund. The Acquiring Fund will remain open for purchase during this period.

All investors who are invested in the Target Fund as of the date on which the Target Fund closed to new investors and remain invested in the Target Fund may continue to make additional investments in their existing accounts and may open new accounts in their name.

AEF SUP-2 022812

**Supplement to Prospectus dated 02/29/2012****Statutory Prospectus Supplement dated February 29, 2012**

The purpose of this supplement is to provide you with changes to the current Statutory Prospectuses for Institutional Class shares (the "Institutional Classes") of the Funds listed below:

Invesco Balanced-Risk Allocation Fund  
 Invesco Balanced-Risk Commodity Strategy Fund  
 Invesco Balanced-Risk Retirement 2020 Fund  
 Invesco Balanced-Risk Retirement 2030 Fund  
 Invesco Balanced-Risk Retirement 2040 Fund  
 Invesco Balanced-Risk Retirement 2050 Fund  
 Invesco Balanced-Risk Retirement Now Fund  
 Invesco Capital Development Fund  
 Invesco Charter Fund  
 Invesco China Fund  
 Invesco Commodities Strategy Fund  
 Invesco Conservative Allocation Fund  
 Invesco Constellation Fund  
 Invesco Convertible Securities Fund  
 Invesco Core Plus Bond Fund  
 Invesco Developing Markets Fund  
 Invesco Diversified Dividend Fund  
 Invesco Dynamics Fund  
 Invesco Emerging Market Local Currency Debt Fund  
 Invesco Emerging Markets Equity Fund  
 Invesco Endeavor Fund

Invesco Energy Fund  
 Invesco Floating Rate Fund  
 Invesco Global Core Equity Fund  
 Invesco Global Equity Fund  
 Invesco Global Growth Fund  
 Invesco Global Real Estate Fund  
 Invesco Global Real Estate Income Fund  
 Invesco Global Small & Mid Cap Growth Fund  
 Invesco Growth Allocation Fund  
 Invesco High Income Municipal Fund  
 Invesco High Yield Fund  
 Invesco Income Allocation Fund  
 Invesco International Allocation Fund  
 Invesco International Core Equity Fund  
 Invesco International Growth Fund  
 Invesco International Small Company Fund  
 Invesco International Total Return Fund  
 Invesco Limited Maturity Treasury Fund  
 Invesco Mid Cap Core Equity Fund  
 Invesco Moderate Allocation Fund  
 Invesco Money Market Fund  
 Invesco Pacific Growth Fund  
 Invesco Premium Income Fund

Invesco Real Estate Fund  
 Invesco Short Term Bond Fund  
 Invesco Small Cap Equity Fund  
 Invesco Small Cap Growth Fund  
 Invesco Small Companies Fund  
 Invesco Structured Core Fund  
 Invesco Summit Fund  
 Invesco Tax-Free Intermediate Fund  
 Invesco Technology Fund  
 Invesco U.S. Government Fund  
 Invesco Utilities Fund  
 Invesco Van Kampen American Franchise Fund  
 Invesco Van Kampen American Value Fund  
 Invesco Van Kampen Comstock Fund  
 Invesco Van Kampen Corporate Bond Fund  
 Invesco Van Kampen Equity and Income Fund  
 Invesco Van Kampen Growth and Income Fund  
 Invesco Van Kampen Mid Cap Growth Fund  
 Invesco Van Kampen U.S. Mortgage Fund  
 Invesco Van Kampen Value Opportunities Fund

Effective as of the opening of business on March 15, 2012, the following information replaces in its entirety the second paragraph and the Minimum Investments Table appearing under the heading "**Fund Summaries – Purchase and Sale of Fund Shares**" for each Fund listed in the prospectus:

"Initial investments in the Institutional Class of a Fund must be at least \$10 million, regardless of whether such investment is made directly or through an omnibus account, unless such investment is made by an institutional investor that is (i) an investment company, as defined under the Investment Company Act of 1940, as amended, that is part of a family of investment companies which own in the aggregate at least \$100 million in securities, (ii) a defined contribution plan with at least \$100 million of combined defined contribution and defined benefit plan assets, (iii) investing through a retirement platform that administers at least \$2.5 billion in retirement plan assets and trades multiple plans through an omnibus account, or (iv) a defined contribution or defined benefit plan making a minimum investment of at least \$1 million in each Fund in which it invests. There is no minimum initial investment requirement for those institutional investors described in (i)—(iii) above."

Effective as of the opening of business on March 15, 2012, the following information replaces in its entirety the three paragraphs appearing under the heading "**Shareholder Account Information - Suitability for Investors**" in the prospectus:

"The Institutional Class of the Fund is intended solely for use by institutional investors. The Institutional Class of the Fund is not intended for investments on behalf of individual high net worth investors. Initial investments in the Institutional Class of the Fund must be at least \$10 million, regardless of whether such investment is made directly or through an omnibus account, unless such investment is made by an institutional investor that is (i) an investment company, as defined under the Investment Company Act of 1940, as amended, that is part of a family of investment companies which own in the aggregate at least \$100 million in securities, (ii) a defined contribution plan with at least \$100 million of combined defined contribution and defined benefit plan assets, (iii) investing through a retirement platform that administers at least \$2.5 billion in retirement plan assets and trades multiple plans through an omnibus account, or (iv) a defined contribution or defined benefit plan making a minimum investment of at least \$1 million in each Fund in which it invests. There is no minimum initial investment requirement for those institutional investors described in (i)—(iii) above. A family of investment companies means any two or more investment companies registered under the Investment Company Act of 1940, as amended, that have the same investment adviser.

Institutional investors eligible for the Institutional Class of the Fund are: banks, trust companies, collective trust funds, entities acting for the account of a public entity (e.g., Taft-Hartley funds, states, cities or government agencies), funds of funds or other pooled investment vehicles, financial intermediaries and corporations investing for their own accounts, defined benefit plans, endowments, foundations and defined contribution plans offered pursuant to Sections 401, 457, 403(a), (b) or (c) of the Internal Revenue Code. Defined contribution plans offered pursuant to Section 403(b) must be sponsored by a Section 501(c)(3) organization."

Invesco-Sup-2 022912

---

Effective as of the opening of business on March 15, 2012, the following information replaces in its entirety the paragraph appearing under the heading **"Shareholder Account Information - Purchasing Shares"** in the prospectus:

"Shareholders invested in the Institutional Class of the Fund are eligible only for institutional level of services, which generally means the processing of no more than one net transaction each day. If you hold your shares through a financial intermediary, your eligibility to purchase shares and the terms by which you may purchase, redeem and exchange shares may differ depending on that institution's policies."

Effective as of the opening of business on March 15, 2012, the Minimum Investments Table appearing under the heading **"Shareholder Account Information - Shares Sold Without Sales Charge"** in the prospectus is hereby deleted in its entirety.

Invesco-Sup-2 022912